

SMART LIFTING SOLUTIONS



LEANPRODUCTS®

Lean manufacturing

www.LeanProducts.eu

A WORLD CLASS
GLOBAL PARTNER



CONTENT

▶ EDMOLIFT AB

- 10 Welcome to our world
- 12 Smart Lifting Solutions
- 14 Good ergonomics
- 16 Innovation is our watchword
- 18 UC60
- 20 Environmental investment
- 22 Lifting solutions for every need
- 24 Service & support
- 26 A journey through time with Edmolift

▶ EDMOLIFT GUIDE

- 30 What is a lift table
- 31 Benefits with lift tables
- 32 Lift table models
- 33 Checklist for effective handling of materials
- 34 How to choose the right lift table
- 35 Pit drawing and surface treatment
- 36 UC60 - plug and play
- 38 Safety regulations
- 40 Work positioners and more lifting solutions

▶ PRODUCTS

- 45 Single Scissors
- 46 Heavy Duty lift tables
- 48 Horizontal Double Scissor
- 49 Vertical Double, Triple and Quattro Scissor
- 50 Lorry Loaders
- 56 Low Profile Lift Tables
- 57 LTT 750
- 58 Armlifts
- 60 Tilt tables for table and floor mounting
- 61 Pallet lifter
- 62 Lift table accessories
- 68 PL 2002 - Pallet positioner
- 69 Pallet Buddy - Pallet magazine
- 72 Lift trolleys
- 73 Work Positioners
- 81 Lifting solutions in stainless steel
- 88 NEO 30
- 90
- 92 Wheel lifters
- 93 AIR - mobile work platform
- 94
- 96 Car lift tables
- 98 Terms of delivery





ERGONOMIA CON SOLLEVAMENTO ED INCLINAZIONE

Quando Volvo a Olofström ha costruito una nuova e rivoluzionaria linea di stampaggio per componenti in lamiera per la Volvo XC90, EdmoLift è stata incaricata di personalizzare i Ns ArmLift per la movimentazione dei materiali al taglio laser. Sono stati installati 32 Armlift personalizzati partendo dal Ns modello ART3000.

Per ottenere i migliori risultati ergonomici, gli ArmLift combinano la possibilità di sollevamento ed inclinazione. L'installazione ha previsto anche la realizzazione di una fossa per permettere di lasciare lo spazio libero quanto non in uso.



MAX 25 000 KG



DO NOT ENTER UNDER THIS PLATFORM
UNLESS IT IS MECHANICALLY LOCKED

НЕ ВХОДИТЬ ПОД ПЛАТФОРМУ
ПОКА НЕ БУДУТ ЗАКРЕПЛЕНЫ

Edmc Lift





HITACHI

Questa tavola elevatrice si trova nello stabilimento Hitachi per escavatori in Russia. La tavola elevatrice viene utilizzata per poter provare su strada i cingoli dell'escavatore in assenza di carico.

Prima della consegna, EdmoLift ha ricevuto una specifica specifica dei requisiti contenente un totale di 250 punti. Ad esempio, la tavola elevatrice doveva essere estremamente bassa e compatta con un'altezza minima di 425 mm. La sua capacità è di ben 25 tonnellate, notevolmente superiore allo standard e la tavola elevatrice ha quattro pantografi. Dispone inoltre di apparecchiature di misurazione integrate con sensori di linea per evitare il rischio di guasti. Se si inclina oltre un limite specifico, la piattaforma elevatrice inizia ad abbassarsi automaticamente.



NORRIPS GU UTRENDIG



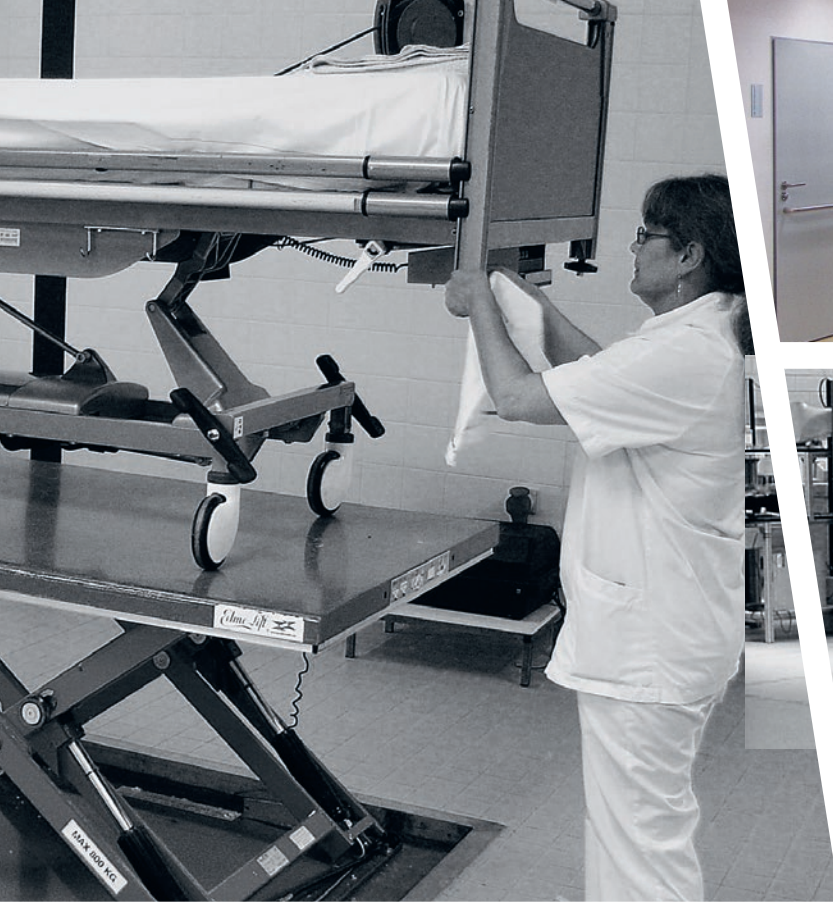
MORE EFFICIENT PACKAGING

Norrlands Trä a Härnösand voleva ottimizzare la sua stazione di confezionamento e allo stesso tempo creare un ambiente di lavoro più ergonomico e flessibile. Prima della ristrutturazione, gli operatori dovevano chinarsi e smistare le consegne dei pezzi dai fasci di legno finiti.

EdmoLift ha installato sei piattaforme elevatrici TL 1000 raggruppate in due gruppi di tre. Le piattaforme elevatrici sollevano le cataste di legno fino a un'altezza di lavoro ergonomicamente corretta, dove possono essere rapidamente nastroate per la consegna successiva.

Le piattaforme elevatrici hanno anche un'attrezzatura elettrica personalizzata in modo che possano essere azionate in modo sincrono a tre o singolarmente, a seconda della lunghezza del legno, del suo peso ecc.





UNLIMITED LIFTING TECHNOLOGY

La tecnologia di EdmoLift ha un enorme numero di aree di utilizzo, in realtà non ci sono limiti a come e dove può essere utilizzata. La necessità di soluzioni di sollevamento nel settore è ovvia, ma esistono esigenze anche in molti altri contesti. Molto semplicemente, EdmoLift può aiutarti con una soluzione non appena hai qualcosa o qualcuno che deve essere sollevato o abbassato.

Welcome to our world of innovative solutions

DA OLTRE 55 ANNI EdmoLift fornisce al mondo piattaforme elevatrici ergonomiche ed efficienti. La massima qualità è sempre stata la nostra forza e circa 100.000 delle 140.000 piattaforme elevatrici che abbiamo prodotto sono ancora in funzione! Siamo molto soddisfatti di questo e dei voti che otteniamo quando misuriamo la soddisfazione del cliente, - 4,1 su una scala a cinque punti. ORA LAVORIAMO sistematicamente per aumentare l'ampiezza della nostra gamma. Lo facciamo in parte sviluppando nuove soluzioni innovative e in parte collaborando con nuovi partner che completano la nostra gamma. Il nostro obiettivo è che tu, come nostro cliente, trovi ciò che desideri da noi, indipendentemente dalle tue esigenze. SIAMO ANCHE un'azienda che si assume una chiara responsabilità per il nostro pianeta. Ci impegniamo a ridurre al minimo il consumo di energia e l'uso di sostanze indesiderabili.

Ad esempio, abbiamo installato un impianto di verniciatura a polvere che non crea emissioni (e ha anche una finitura della vernice di qualità molto migliore). Recuperiamo anche il calore sia dal forno di tempra che dal taglio laser e siamo quindi autosufficienti sia in riscaldamento che in raffreddamento.

CI PRENDIAMO CURA DELLE persone, sia le nostre stesse persone, i dipendenti dei nostri clienti.


EdmoLift ha appena adottato una nuova base di valori che costituirà la base di tutto ciò che facciamo. Le tre parole che dovrebbero portarci avanti

sono Piacere, Impegno e Rispetto. Internamente, la domanda è se tutti provano soddisfazione sul lavoro. Esternamente dovremmo essere un partner impegnato che mostra rispetto per i clienti, i fornitori e il nostro pianeta. Queste sono parole grosse – ovviamente – ma ciò che è importante è che abbiamo un consenso e lavoriamo insieme per raggiungere i nostri obiettivi. E intendiamo farlo per almeno altri 55 anni.

WELCOME TO EDMOLIFT
– a world class global partner.

Anders Wahlqvist
CEO EDMOLIFT AB





"DA OLTRE 55 ANNI EDMOLIFT
FORNISCE AL MONDO TAVOLE
SOLLEVABILI ERGONOMICHE ED
EFFICIENTI. LA MASSIMA
QUALITÀ È DA SEMPRE LA
NOSTRA FORZA"

SMART LIFTING SOLUTIONS

EdmoLift è uno dei maggiori produttori al mondo di piattaforme elevatrici a pantografo. Da oltre 55 anni lavoriamo per migliorare la qualità e sviluppare le nostre piattaforme elevatrici, i prodotti per la movimentazione dei pallet e altre attrezzature per la movimentazione dei materiali.

Made in Sweden




ARMLIFT WITH TILT



LIFTING TROLLEYS




DOUBLE SCISSOR LIFTING TABLES



PALLET HANDLING

SMART LIFTING SOLUTIONS

EDMOLIFT



◀ DESIGN ERGONOMICO

Il nostro obiettivo è portare i materiali il più vicino possibile all'operatore. Ciò offre maggiore efficienza e personale più sano. Abbiamo oltre 55 anni di esperienza con soluzioni di produzione ergonomiche.

◀ INNOVATIONE

Research and development has always been important to EdmoLift, one example is our unique Armlift. Other innovations include the low profile lift table and UC60.

◀ MADE IN SWEDEN

Most of EdmoLift's products are produced and assembled in Sweden.

◀ SPECIAL ADAPTATIONS

Turntables on platforms, recesses in platforms, integrated scales, or guard rails and gates are some examples of special adaptations.

◀ UC60

Unique electronic control box which replaces 60 previous electrical devices. Plug-and-play with standard M12 connectors. Can be programmed to meet customer needs. UC60 is small and flexible, and replaces large electrical cabinets.

◀ POWDER COATING

Rock hard, scratch-resistant paint. Lasts much longer under normal use. Completely non toxic and emission-free.

◀ OPTIONAL COLOUR FINISH

All RAL colours can be selected, and also NCS colours.

◀ WIDE RANGE

Around 320 standard products and a range of accessories in order to be able to provide the correct offer to each and every customer.

◀ HARD-WEARING TABLES

Of 140,000 tables sold since 1964, approximately 100,000 are still in operation.

◀ SPARE PARTS

Original parts are held in stock and delivered quickly anywhere in the world.


◀ SERVICE CONTRACTS

A service contract will always guarantee you quick and professional service for your machines. Also included is regular maintenance, in order to increase machine life and minimise the risk of emergency stops.



LIFTS AND WORKING PLATFORMS

STAINLESS STEEL OPTIONS



Fiftyfive years have taught us a lot about how good ergonomics improve productivity

WELL-THOUGHT THROUGH ERGONOMICS are not only good for the person using the machine but also for the company's efficiency and profit.

"Healthy people who are satisfied with their working environment do a much better job. Illness and injuries also cost money for the company in the form of such things as sickness benefit and the cost of training temporary replacements," says Mikael Fernlund, Nordic Countries Sales Manager at EdmoLift.

Since the start of EdmoLift, over fifty years ago, ergonomic solutions have been one of the fundamental pillars of the company's business concept. The very first lifting tables facilitated work for their users and reduced injuries and illnesses and their development has continued.

EDMOLIFT'S UNIQUE ARMLIFT, which combines lift and tilt in the same unit, for example, yields large ergonomic benefits and is popular in the automotive industry. Some other examples of how lifting tables can be even more ergonomic are recesses in platforms and turntables in platforms.

"Our mission has always been to get the material as close to the operator as possible."

Employees should make as few unnecessary

movements as possible. That not only saves wear and tear on their bodies but also time and money.

Even light lifts can lead to strain injuries if they are repeated enough times.

"More and more customers are realising that there is a need for equipment for even light lifting, for example for foodstuffs in a shop or office materials in a storeroom. That's where our flexible Work Positioners work so well."

Sweden and Northern Europe are far ahead of the curve when it comes to ergonomics, but the rest of Europe and the world are now catching up quickly

EDMOLIFT IS WORKING CONSTANTLY at being at the forefront of development and being able to offer the best and most efficient ergonomic solutions.

"We believe that what is good for a man is good for productivity!"

GOOD ERGONOMICS

- ▶ INCREASES PRODUCTIVITY
- ▶ GIVES SATISFIED AND HAPPY EMPLOYEES
- ▶ SAVES SICK PAY
- ▶ MAKES YOU INTO AN ATTRACTIVE EMPLOYER

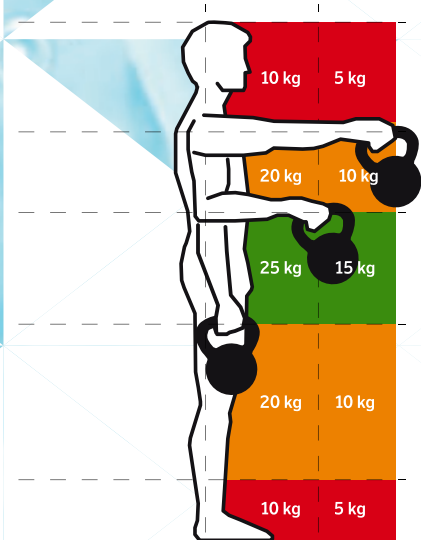



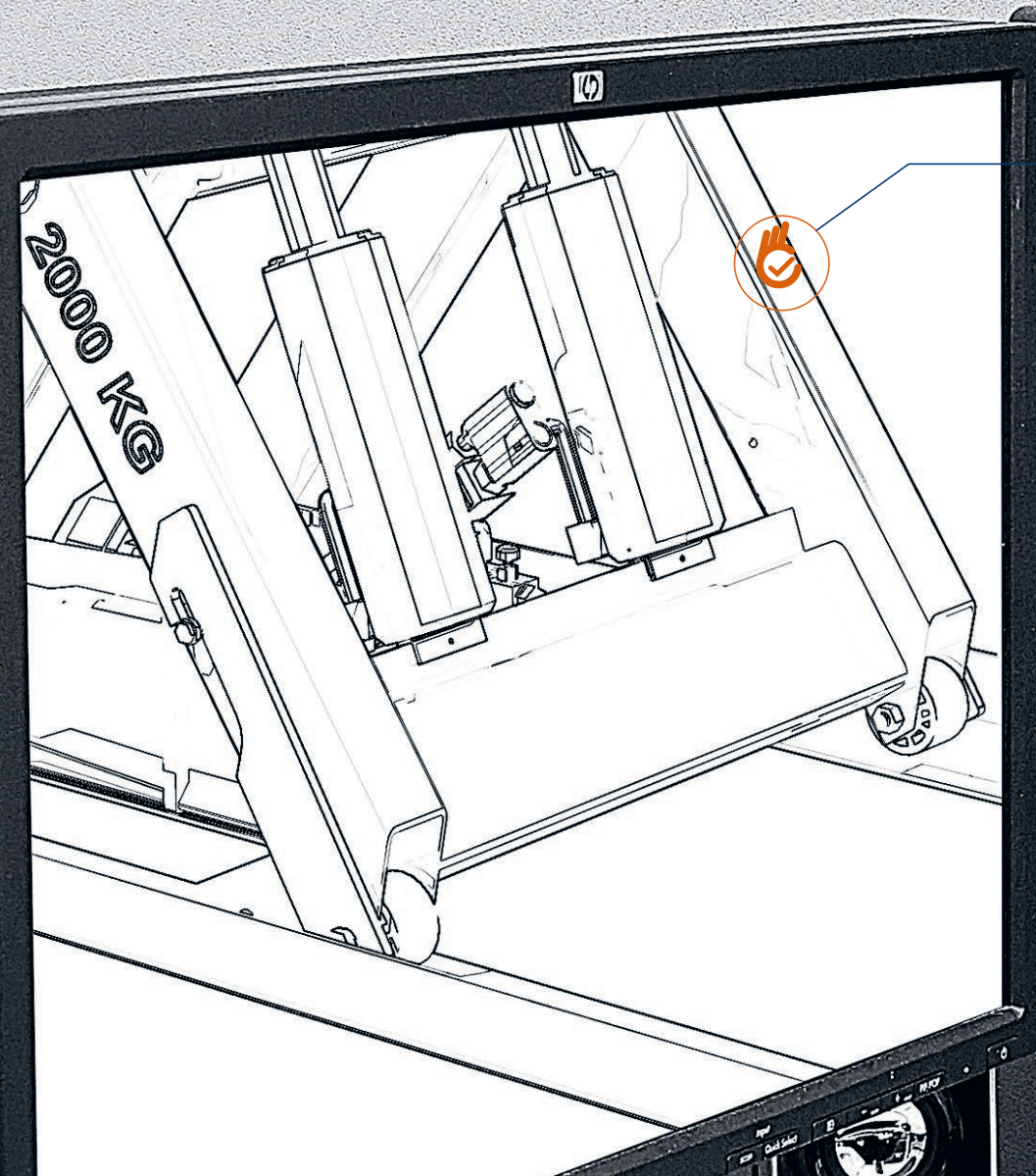
EDMOLIFT'S UNIQUE ARMLIFT PROVIDES SUPERIOR WORKING POSITION

Our unique Armlift offers lift and tilt in the same unit and has the world's lowest distance between floor and platform when in the folded position. Pallets and carts can be lifted directly from the floor by parallel arms.



Mikael Fernlund
Sales Manager
Nordic Countries






Customisation is our everyday task

TO GET THE MOST OUT of an investment you often require customisation. Sometimes, it can be a simple adjustment such as a larger than standard platform, a recess in the platform or a lifting table adapted to limitations on the company's premises. In other cases, more complex solutions are needed. Whatever the need, EdmoLift's design department stands ready to find the best solution that meets the customer's requirements.

MORE AND MORE CUSTOMERS are looking for solutions that are tailored to their activities. More than 40% of EdmoLift's sales consist of customised solutions. EdmoLift's workshop for customised lifting tables is now one of our most important departments.



SOME EXAMPLES OF SPECIAL ADAPTATIONS OF EDMOLIFT LIFTING TABLES:

- ▶ CUSTOMISED PLATFORM DIMENSIONS
- ▶ PLATFORM RECESSES
- ▶ ATTACHMENT WITH ROLLER CONVEYOR
- ▶ TURNTABLE ON PLATFORM
- ▶ ROLL-OFF GUARDS
- ▶ GUARD RAILS/GATES ON ONE OR MORE SIDES

◀ The design department's most difficult task so far:

Three large lifting table that were to work with train axles weighing up to 1.5 tonnes with a diameter of 1.2 metres. One thing was that they were very large tables and one of the tables had to have a recessed turntable.

Innovation is our watchword

RESEARCH AND DEVELOPMENT is a prioritised part of EdmoLift. At least 20% of the design department's time is devoted to new development. The ideas often come from the sales department, which picks up on requests and needs when visiting customers. Customers' special requests are sometimes so good that they become new products or accessories to the standard range.

"WE HAD for example a customer who wanted to be able to weigh the goods on the lifting

table. We developed a solution with a truck handling chassis containing weighing cells. We developed it further and it is now a standard product in our range," says Head of design Hans Vikström.

"WE HAVE JUST LAUNCHED the first product in a new, innovative series of standardized HD lift tables that we will continue to add to during the upcoming years."



Hans Vikström
Head of design

UC60 is the brain in EdmoLift's lifting tables



UC60
Universal control that replaces 60 previous devices



EASIER
With one standard M12 connector you can connect virtually anything. No electrician needed



ECONOMIC
Replaces large wall cabinets or free-standing electric cabinets



CUSTOMISED
Can be programmed to meet customers' special needs.



DEVELOPABLE
Can be expanded to include new functions after purchase.

UC60 IS THE NAME OF THE small electronic control box that controls EdmoLift's products and replaces a total of 60 previous electrical devices.

"Our solution is unique in the industry," says Tobias Svensson, project manager.

The idea for the UC60 was hatched at the beginning of the twenty-first century, when customer needs gave rise to more and more advanced electronic devices. The choice to use M12 contacts was an obvious one in view of the large range of connectable components that were already on the market.

"Using the Plug-and-Play feature, each operator can easily connect equipment without having to engage a qualified electrician. This may be extra control units, sensors or other devices. The operator can even install desired functions, such as the upper and lower limit switches.

SINCE 2011, UC60 has been standard in EdmoLift's products and, in many cases, replaces large wall cabinets or free-standing electrical cabinets. Two models of UC60 are

available, standard and advanced. Both models have 15 program locations for standard designs and one program location dedicated to customer-specific solutions.

The advanced model has more inputs and outputs and also upgraded software that provides enhanced programming options. This meets the needs of those customers with a great deal of complexity in their use of peripheral equipment.


"We customise software and peripherals, based on the customer's needs. If a need is unique, a customer-unique program is delivered. But if the same need proves to be recurring, we add it as a standard program location.

ANOTHER HANDY feature is that the UC60 communicates with the operator using a buzzer that produces noises for various operations. In this way it is possible, for example, to get telephone support when accessories are installed. The customer can then often receive direct advice about what has to be done, without having to wait for a service technician.

UC60

Smart Lifting Solutions

ONE BOX, 60 SOLUTIONS




UC60 IS THE RESULT

of several years of development work to simplify the connection of the various devices to EdmoLift's products. UC60 makes it easy to install accessories, increases safety and simplifies servicing on the products. UC60 is equipped with M12 connectors and a wide range of plug-and-play devices are available.

Tobias Svensson
Project manager



Jan Eriksson
Quality and Environment manager



FR2000

EdmoLift is FR2000-registered - which means it has an integrated management system for Quality, Environment, Working environment, Fire protection and Skills.

EcoVadis

EdmoLift has achieved EcoVadis Gold level for several consecutive years for its sustainability work in EcoVadis' CSR analysis (Corporate Social Responsibility). Thousands of companies around the world are analysed, about 5 percent reach Gold Level.



POWDER COATING FACILITY with completely non-toxic coatings and no emissions



LOW BAKE POWDER requires lower curing temperature, or shortens the curing time

Sustainable for the environment delivers hard-wearing lifting tables

WORKING WITH ENVIRONMENTAL ISSUES is inherent at EdmoLift. Its founder, Torbjörn Edmo, has always been interested in new energy solutions, both to reduce energy consumption and to save money. Today, heat is recovered equivalent to 120,000 kWh from the hardening oven and the laser cutter.

"We cover an area corresponding to 60 normal houses, but consume only the energy of four," says Quality and Environment manager Jan Eriksson.

THE GREATEST ENVIRONMENTAL INVESTMENT in recent history has been the powder coating facility that is completely non-toxic and does not have any emissions. In addition, the quality becomes significantly better than that of the old wet paint system.

"Powder coating is extremely hard and scratch resistant and it has a high resistance to corrosion. Under normal use the coating lasts a very long time."

EDMOLIFT WAS ONE OF the first in Sweden with low bake powder which reduces hardening times significantly, thus saving a lot of energy. The next step in the environment field is to reduce electricity consumption using power monitoring.


"We want to measure and analyse each process and optimise electricity consumption by starting, shutting down and using stand-by in exactly the right places."

OTHER ENVIRONMENTAL MEASURES are that the pickling paste once used after welding stainless steel has been replaced by electronic cleansing and that the cleaning fluid used in the washing water change will be replaced by tablets.

"The environment and the economy really go hand in hand. There may be a substantial investment but the payback period is short once it gets going."



RECYCLING of 120,000 kWh from the hardening oven and laser cutters for heating and cooling. The potential is for approximately 400,000 kWh



ELECTRONIC CLEANSING after welding stainless steel instead of pickling paste



POWER MONITORING to optimise electricity consumption



Lifting solutions for every need

EDMOLIFT HAS THE market's widest range for material and pallet handling. There are large and small lifting tables, lifting trolleys, stainless steel options, tilts, pallet magazines and goods lifts.

"With the wide range we have, we can resolve almost any need that the customer can have. And sometimes we can see other possibilities and offer a variety of solutions. Or maybe a better solution than the customer originally envisaged," says Anders Wahlqvist, CEO of EdmoLift.

THE REQUIREMENTS VARY CONSIDERABLY between different sectors of industry. Large loads are often moved in the lumber industry, so that a lifting table with horizontal double scissors is the correct solution. In the classical engineering industry it is more often about pallet handling so that a standard single scissor lifting table or why not an Armlift or a tilt gives better ergonomics.

"Then we have the industries that demand the highest standards of cleanliness, for example, the pharmaceutical, food and certain chemical industries. So we have the stainless steel options with a design that is easy to clean."

EdmoLift also develops solutions for new uses on markets outside the traditional industries, for example in the retail, service, distribution and transport sectors.

CURRENTLY, EDMOLIFT has approximately 320 standard products as well as a variety of accessories. Our objective is to develop the range even more.

"Customers and dealers want as few suppliers as possible. That is why we are investing in an overall perspective and as wide a range as possible. We are going to have a solution to offer, regardless of what the need looks like.



LIFT TABLES



MODERN WORKING PLATFORMS



NEO 30 - BATTERY-DRIVEN LIFTING DEVICE



STAINLESS STEEL FOR DEMANDING ENVIRONMENTS



ARMLIFT WITH TILT



PALLET MAGAZINE



LIFTING TROLLEYS



320 products
in 60 countries



RAPID ASSISTANCE – IF YOU NEED IT

WHEN YOU PURCHASE one of EdmoLift's products you can be confident that you will also get quick assistance and service when you need it. We have a well developed network of service partners in most countries.

OUR AIM IS for help to be as close to our customers as possible. Many of our service partners are also dealers and can therefore offer the entire chain from sales to installation and service.

IN MANY MARKETS we can offer service contracts with preventive maintenance and service. A good option is to sign a service contract when you buy a product from EdmoLift. This ensures that you get the best and quickest service in the event of sudden serious faults. But the important thing is that your machines get regular professional maintenance. In that way you avoid many unplanned stops and the product also has a significantly longer service life.

B2B SERVICE & SUPPORT – RESPONSE WITHIN 24H

OVER MANY YEARS, EdmoLift has enhanced sales and support at its head office in Härnösand. A special group, B2B Service & Support, takes care of all the requests that come in, whether it is a question of quotations, order registrations, spare parts, failures during the warranty period or anything else. The Group has a single email address, b2b@edmolift.se. "Simpler questions get an answer within 24 hours, more complex questions within a maximum of 72 hours. But all of them get a direct confirmation that the question has been received by a personal

contact," says Andrea Carvalho, manager for B2B Service & Support.

THE GROUP WORKS CLOSELY to spread expertise. The aim is for everyone to know more about everything. The new way of working was introduced in 2014 and the response from our customers has been good. Overall response times have been reduced since the new organisation was introduced.

"Good service is not only good for our customers but also for us. Having a close relationship with customers gives us valuable input for our product development.

RAPID SERVICE ANYWHERE IN THE WORLD

EdmoLift has service partners in many of the more than 60 countries in which the products are sold and can thus provide support to multinational companies. Many dealers have the most common spare parts in stock. Other spare parts can be delivered quickly from Härnösand to anywhere in the world.

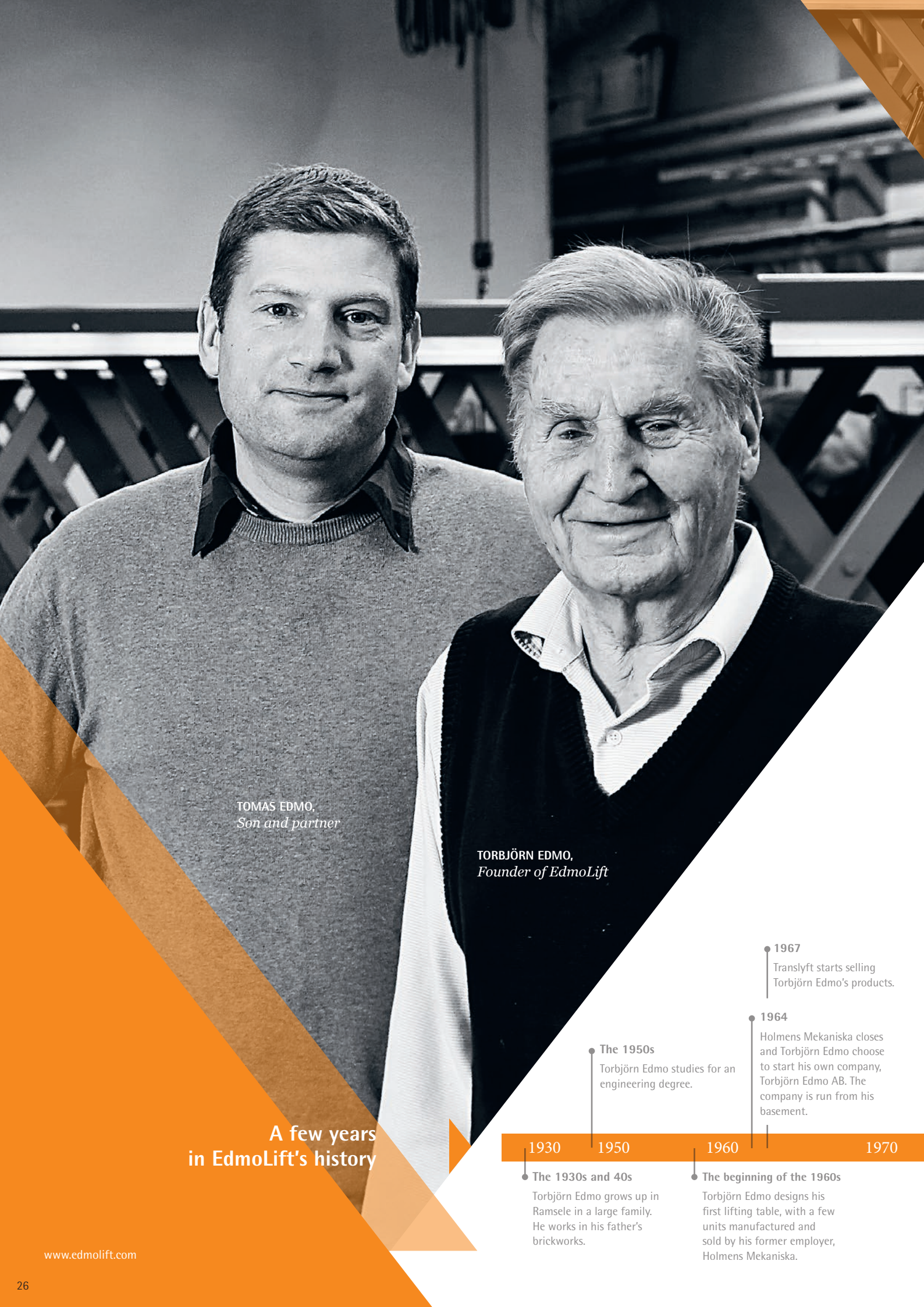


Andrea Carvallo
B2B Service & Support
Manager

B2B SERVICE & SUPPORT

- ▶ Handles all types of questions
- ▶ The customer receives a direct response that the question has been received
- ▶ Simpler questions are answered within 24 hours
- ▶ Customers receive a reply within a maximum of 72 hours
- ▶ Customers always receive answers from a responsible person
- ▶ Has a single email address: b2b@edmolift.se

www.edmolift.com



TOMAS EDMO,
Son and partner

TORBJÖRN EDMO,
Founder of EdmoLift

A few years in EdmoLift's history

1930

The 1930s and 40s

Torbjörn Edmo grows up in Ramsle in a large family. He works in his father's brickworks.

The 1950s

Torbjörn Edmo studies for an engineering degree.

1950

1960

The beginning of the 1960s

Torbjörn Edmo designs his first lifting table, with a few units manufactured and sold by his former employer, Holmens Mekaniska.

1964

Holmens Mekaniska closes and Torbjörn Edmo choose to start his own company, Torbjörn Edmo AB. The company is run from his basement.

1967

Translyft starts selling Torbjörn Edmo's products.

1970



A SMART LIFT ON EVERY SINGLE LORRY

In the 1970s, Torbjörn Edmo was design manager for the company Z-Lyften in Bispgården. This is where he developed the revolutionary hydraulic tail lift which today is called ZEPRO and is located, in principle, on all lorries around the world.

A journey through time with EdmoLift

EDMOLIFT IS BUILT around ingenuity and creativity. Torbjörn Edmo has always been inventive and started early by repairing and tweaking the machines in his father's brickworks. Later, while an employee of Holmens Mekaniska in Härnösand, he became interested in hydraulics and drew his first lifting table. When the company closed down he decided to start his own business.

"Actually, I never really liked being an employee. I preferred trying something and failing than not trying. That's just how I am."

THAT WAS THE BEGINNING of a long and exciting journey. More than 55 years later, EdmoLift is one of the world's leading manufacturers of lifting tables and has sold approximately 140,000 tables in 60 different countries.

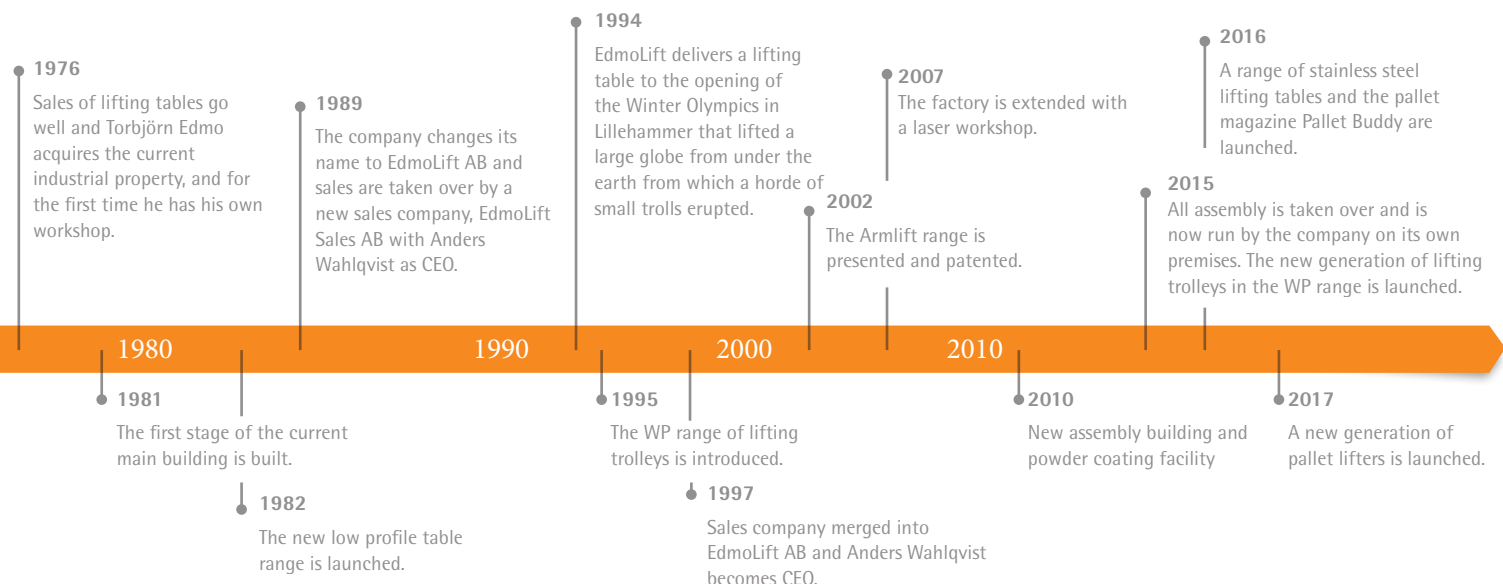
BUT A LOT HAS happened in between, not just at EdmoLift. During the 1970s, Torbjörn Edmo

was design manager for the company Z-Lyften in Bispgården and developed the hydraulic tail lift (today ZEPRO). But instead of being paid by the hour he received a royalty per unit sold.

In principle, I worked unpaid at Z-Lyften at the beginning. If I had been paid the hourly rate as a consultant, the company had not existed today. More people should be able to do that sort of thing.


INGENUITY HAS SINCE been present throughout EdmoLift's history, where Torbjörn has been a leading force in the development of new products such as the low profile lifting table and the Armlift range. He has also been a driving force in EdmoLift's environmental work, not least when it comes to the clever energy-saving measures.

In 1997, he handed over the post of CEO to Anders Wahlqvist so as to be able to spend more time in inventing and designing. "It is more fun than heading the company."





THE VERY FIRST LIFTING TABLES were constructed by Torbjörn Edmo at the beginning of the 1960s, when he was employed at Holmens Mekaniska in Härnösand. When the company closed, he took his ideas with him and started Torbjörn Edmo AB in 1964.



EDMOLIFT **GUIDE**

CHOOSE THE RIGHT LIFTING SOLUTION

www.edmolift.com



WHAT IS A LIFT TABLE?



In its simplest form, a lift table is a platform that can be raised or lowered to any height desired. The lift table can be placed directly on the floor, but can also be installed in a pit. To make the lift table more mobile there are accessories available like wheel and truck handling chassis.

THE BASIC PARTS OF A LIFT TABLE

The base frame

The base frame supports the lift table and serves as the chassis for the pair of wheels below. One side of the scissor is anchored in the back edge of the base frame, the so-called fixed side.

The scissor

The scissor supports the platform and gives it its vertical movement. The two scissor pairs are linked together by shafts through the centre. The scissor is fixed in the back edge of the platform and base frame, the so-called fixed side.

The platform

The size of the platform can vary in size as long as it is compatible with the base frame and scissor. It can be larger, but not smaller, than the length or width of the scissor/base frame. Platforms can be furnished with a number of different accessories such as conveyor platforms, turntables or fixtures to adapt the lifting table for the best ergonomics and work situation.

BENEFITS FOR THE COMPANY OF A LIFT TABLE FROM EDMOLIFT

Throughout industry there is a continuing need for the handling of materials. By using a lift table, productivity can increase and work injuries minimised. Both heavy and

light lifting can result in back or repetitive strain injuries. Lift tables are the ideal solution for lifting and positioning materials.



THE MANY BENEFITS OF A LIFT TABLE FROM EDMOLIFT

THE ERGONOMIC BENEFIT

An ergonomically correct workplace increases productivity and reduces the costs of staff who are injured at work and the costs of training new staff. The risks of bureaucratic sanctions because the company has not complied with the regulations for manual goods handle reduce.

SMOOTH ADJUSTMENT

A lift table is designed to be smoothly raised or lowered to the desired level. The situation is also maintained even in the event of a power failure.

VERSATILITY

A lift table can be complemented with a number of accessories such as conveyors platforms, tilting platforms, welding tables or special fixturing.

PROGRAMMABLE MOVEMENT

The lift tables movement can be programmed and integrated into customized systems.

PORTABILITY

The lift table can be fitted with accessories for increased applications. The wheel chassis makes the lift table directly movable and, for access to the pallet trolley or forklift truck, the truck handling chassis is used.

WIDE VERTICAL RANGE

The lift table can be placed on a floor or installed in a pit. There is also a low profile lift table that allows loading and unloading with pallet trolleys directly from floor level (U-shaped table) or with the aid of a ramp (low profile table with rectangular platform). For high lift elevations vertical double or triple scissors can be used.

MINIMAL MAINTENANCE

Lift tables are rugged, heavy-duty machines designed to provide years of reliable service with minimum maintenance.

STABLE PLATFORM

Unlike hoists, cranes or manipulators, lift tables provide a stable platform for lifting and lowering materials. The chance of accidentally dropping material is much lower. Nor will the goods ever swing with the risk of causing damage to the surroundings or injuries to staff.

EASY RETURN ON INVESTMENT

The economic lifespan of a lift table is in usual use at least 10 years.

Example:


Investment	25,000 SEK
Calculated depreciation	10 years
Estimated cost/year	2,500 SEK/year

With an hourly rate of 250 SEK/hour an increased efficiency of 2.5 minutes per 8-hour working day is required for return on investment.

EDMOLIFT LIFT TABLE MODELS



Single scissor lift table Our largest product group is made up of simple, yet powerful and versatile lift tables. These single scissor lift tables can be found in a host of different operations, all equally adaptable, stable and ergonomic in design. Lifting tables are often used as a means for materials handling directly on the factory floor or as a lorry loader outdoors on a loading dock. With a variety of performances and models, not to mention a load capacity of between 500 kilos and 10 tons, there is a lift table for every need. All T models can be customized to the end-users specific specifications. Lift tables are available in a variety of colours, with a range of accessories and control options, depending on your needs and preferences. A number of models can be of the heavy-duty variety suitable for use in intensive operations. It is also possible to increase functionality with the help of a number of accessories such as the wheel chassis, loadflaps, guard rails, roller conveyors and turntables. Before deciding which lift table and design is required, consider all occasions.



Low profile lift tables are built so low that installation in a pit can be avoided. The lift table is placed directly on the floor and is raised to working height. With a ramp (option) it is possible to drive up a pallet trolley onto the platform, which gives great flexibility. With E-shaped platform (TUB) or U-shaped platform (TUL) a pallet can be easily lifted on with the pallet trolley without a ramp. The lift table is controlled with a control unit connected to the external hydraulic power pack.



Horizontal double scissor lift tables consists of two mechanically synchronised scissors adjacent to each other and make it possible to lift heavy and long goods.



Vertical double, triple and quattro scissor lift tables are made up of two, three or four scissors on top of each other. Suitable when goods are to be lifted to a high level.



The Armlift both lifts and tilts and makes it easy to get the goods into the best and most comfortable position. Armlifts are the best choice when it comes to working with components on pallets, in boxes or baskets. Both lift movement and angular movement are available in the product's design, making Armlift an economical alternative when the work requires lifting and tilt functions.



Scissor lift trolleys Swedish manufactured trolleys and working tables with capacity up to 1,000 kg.



Pallet lifters provide free leg and foot space from three sides, giving superior accessibility and enables smooth working.



Tilts for table and floor mounting EdmoLift offers a complete tilt programme with many different tilt combinations.

More EdmoLift products EdmoLift also has other lifting products which are presented further down in the catalog / lift trolleys (Work Positioners), pallet magazines, goods lifts, working platforms and Electric Tuggers.



LIFT TABLE THE RIGHT CHOICE FOR MINIMISED RISK OF INJURY

Manual lifting can often give rise to fatigue and injuries to the back and shoulders for the operator. A lift table placed at the machine means that injurious lifting is prevented.



CHECKLIST FOR EFFECTIVE HANDLING OF MATERIALS

LOADING AND UNLOADING MATERIALS FROM MACHINERY

Loading and unloading materials from a machine is a process that often requires much lifting and positioning of the workpiece. Lifting can easily rob valuable production time because it takes time to move the materials. Manual lifting can often give rise to fatigue and injuries to the back and shoulders of the operator. Besides the personal suffering such injuries result in they also cost the company a lot of money in the form of for example sicklisting and substitutes. In the case of careless handling lifting can give rise to damage to the materials. A lift table placed at the machine means that injurious lifting is prevented.

HANDLING OF LONG GOODS

Long goods are difficult to manage and increase the risk of injury to employees who are in the vicinity. The goods can create problems during moving, positioning and storage. This even applies to goods that are not heavy. A horizontal double scissor lift table can also handle the longest materials easily and safely.

LOADING AND UNLOADING PALLETS

Bending, stretching is often tiring and gives rise to loading injuries to the back, neck and shoulders. Using lifting tables for loading and unloading of goods on pallets means that many harmful work positions can be avoided. The operator adjusts the lift table as desired. By using a turntable on the lift table the operator can rotate the pallet so that goods come into the best position.

LOADING AND UNLOADING GOODS FROM CAGES/ GITTER BOXES

Handling of goods in cages can give rise to the same type of loading injuries as working with pallets. The work is often monotonous which increases the risk of repetitive strain injuries. By using a lift table that both lifts and tilts the operator can reach the goods in an ergonomic way. Edmolift's Armlift programme is produced to give the operator the best ergonomics.

ASSEMBLY WORKPLACES

Many assembly operations take place with lightweight components, but with many repetitions. An example of this is the electronics industry. The assembler must also perhaps bend and stretch to access and see during the assembly. Many repetitions and uncomfortable work positions can give repetitive strain injuries. With a height-adjustable workstation where the assembly piece always reaches the right position, the risk of injuries is minimized.

TRANSPORTATION OF GOODS

If trolleys are used to transport goods to and between workplaces it is often required that the goods are lifted up to the workplace, machine and/or down from shelves in the materials storage. This lifting can both give rise to damage to materials and goods as well as repetitive strain injuries. By using a lift trolley, that combines lift functions with wheeled transportation, such injuries can largely be reduced.

HANDLING OF BULKY GOODS

In the case of handling bulky goods two people are often required who work in unfavourable working positions. With a lift table one person manages the job while the risk of lift injuries is minimized.

WORKING OFF THE GROUND

Climbing ladders and scaffolding to paint, weld, carry out installation work or even just to reach materials always risks accidents. The risk of falling or dropping tools on other employees is high. A lift table safely and efficiently takes people, tools and parts to the desired height. For such purposes a lifting table must be fitted with guard rail, kick board and carry a sign showing that the operator can be carried.

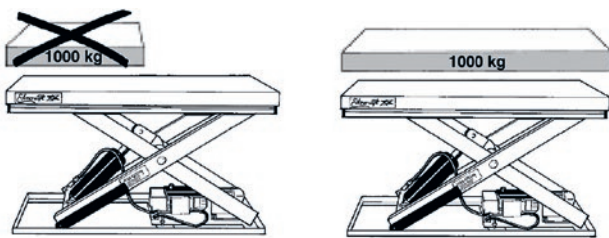
HOW TO CHOOSE THE RIGHT LIFT TABLE

EDMOLIFT HAS LIFT TABLES FOR ALL CONDITIONS

Lift tables are used for various tasks and in many areas and it is difficult to produce a lift table in standard design for all types of use. EdmoLift has a very wide range of lift tables and accessories which makes it possible to find combinations that are suitable for most conditions.

Lift tables are of standard design fitted for good and prolonged function in "normal" operation. In intensive use with heavy loads, fast speed, tough environment, and perhaps more shifts requires that the lift table sometimes is oversized and HD-equipped. The lift tables electrical equipment is delivered as standard in protection class IP54. Tables for outdoor use must be fitted with anti-slip protection such as a tear plate, in accordance with the safety standards.

Maximum load = distributed load



IMPORTANT ASPECTS WHEN SELECTING LIFT MODEL AND PERFORMANCE

Here are the prerequisites that you should take into consideration when choosing a lift table.

LOADING

Maximum load, weight distribution, bumps and knocks, twisting or side loading, point loading, distributed load, driving over with forklift trucks or lorries, the direction of movement of the load on roller conveyor

INTENSITY

The speed, how often the lift table will move, how many intervals, how many lifting movements/year, automated operation of system

PRECISION

Limit switch, upper-lower, precise stop is required, it is required that the lift table should remain in the exact position for a long time.

ENVIRONMENT

Outdoor installation, pit mounting, moisture, cold, dust, heat, chemicals, regulatory requirements

SAFETY

Risk of explosion, emergency operation, anti-slip protection, roll-over risk, control options, risk of crushing

ERGONOMICS

Accessories can further enhance the workplace, such as tilting platform with load restraint or turntable

Type designations and lift capacity

The type designations and lift capacity of EdmoLift lift tables apply in accordance with the following examples:

- ▶ Single scissor TL 2000 = max. load 2,000 kg distributed load
- ▶ Vertical double scissor TLD 2000 = max. load 2,000 kg distributed load, double lift height
- ▶ Horizontal double scissor TLH 2000 = max. load 2,000 kg distributed load, double length of platform
- ▶ In intensive use the lift table is HD-equipped
- ▶ EdmoLift lift tables meets all safety regulations for lifting table in Europe:
 - The EN 1570-1 standard
 - The Machinery Directive
 - The Low Voltage Directive
 - The EMC Directive
 - Safety of machinery - Electrical equipment of machines - General requirements EN-60204-1
- ▶ The lift tables electrical equipment is delivered as standard in protection class IP54. Tables for outdoor use must be fitted with anti-slip protection, such as a tear plate, in accordance with the safety regulations.



The CE label on EdmoLift's products indicates that the product is in compliance with applicable EU directives.

Heavy-Duty-equipped lift table for intensive use

Lift tables are of standard design fitted for good and prolonged function in "normal" operation. In intensive use with heavy loads, fast speed, tough environment and perhaps more shifts requires that the lift table sometimes is oversized and HD-equipped (Heavy-Duty).



Lift table fitted with guard rails, gate, loadflap and protective wire mesh.

PIT DRAWING AND SURFACE TREATMENT

INSTALLATION OF A LIFT TABLE IN A PIT

When a lifting table is installed in a pit, the pit should be constructed according to the illustration on the right.

B = Width of the platform
L = Length of the platform
H = Lowest height of the lift table

The pit's ballast material must at least meet the concrete classification C12/15.

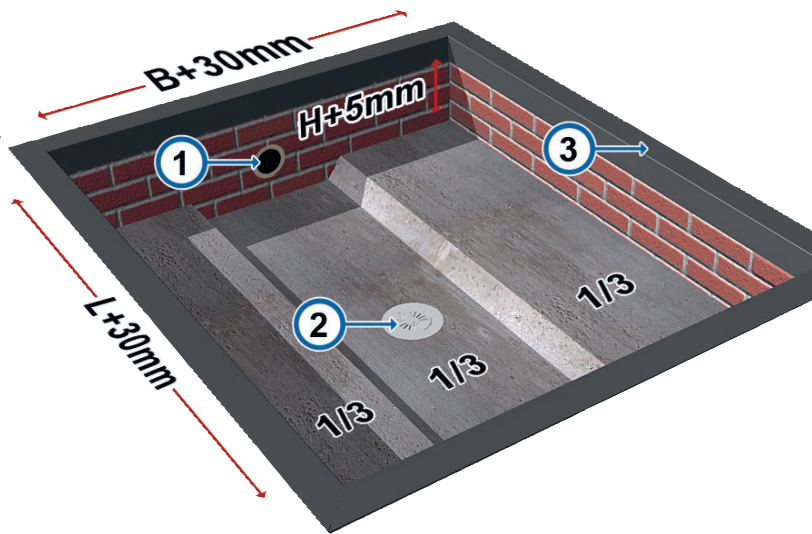
The hydraulic power pack for lifting tables in an outdoor environment should, where possible, be externally located in a covered or indoor environment.

1. Pipe for incoming cables, 100 mm in diameter. The fixed side of the lift table, B1, placed against this edge.


2. Drainage holes where required. This the third section in the centre of the pit should be 80 mm lower than H.

3. L-shaped profile 100 x 100 mm to reinforce the pit edges.

The pit drawing is not designed for low profile lifting tables.



Fixed side of the lift table, B1



RECOMMENDED ACCESSORY FOR PLACEMENT IN A PIT

When a lifting table is installed in a pit, we recommend the following accessories:

- Upper limit switch (page 65)

- Lifting eye bolts (page 65)
- Mechanical stop (page 66)
- Inspection hatch in the platform (page 66), or external hydraulic power pack (page 65)

- If the lift table is to be placed in exposed or harsh environments, we recommend surface treatment with corrosion class C4 medium

SURFACE TREATMENTS THAT PROTECT YOUR LIFT TABLE

Products from EdmoLift can be delivered in a range of different RAL colours and finishes. Most of our products are powder coated in our own paint shop with a polyester based powder, which gives a surface with good wear and corrosion resistance.

CHOICE OF RAL COLOURS

Besides EdmoLift's standard colours we can also offer all RAL colours. If two colours are chosen they should interact.

ANTI-SLIP TEXTURED PAINT


If the platform is powder coated with textured paint, it takes on a sandpaper-like surface which provides excellent grip.

CORROSION PROTECTION

We offer powder coating with a primer that gives the product corrosion class C4 medium, in accordance with the standard SFS-EN ISO 12944-6. EdmoLift's products are delivered with corrosion class C3 medium as standard. Powder coated corrosion protection is greener, more economical and better looking than galvanized, at the same time as it may shorten the lead time by up to two weeks. We can also offer galvanisation if desired.



EdmoLift's standard colours (orange RAL 2010, blue RAL 5002, grey RAL 7024, black RAL 9005). In addition to these, EdmoLift offer more than 200 RAL colours. With the option, textured paint the surface has a very good anti-slip protection.



A powder coated surface is durable and provides very good corrosion protection.

UC60 – PLUG AND PLAY

COMPACT AND SIMPLE ELECTRICAL SYSTEM WITH PLUG AND PLAY FUNCTIONALITY

Our lift tables are fitted with the unique and proprietary electrical system UC60. For you as a customer this offers great benefits as you can easily retrofit our various accessories.

UC60 has M12 connectors and the built-in plug-and-play feature allows the operator himself, without hiring a qualified electrician, to plug in a wide range of accessories. Some examples of accessories that can be installed are extra control units, sensors and extension cables.

When installing accessories the control unit's built-in buzzer feedbacks to the operator to confirm that the installation was successful. In case of any problems the buzzer function makes it possible to obtain phone support where a technician from EdmoLift can hear the sound of what needs to be addressed.

STANDARDS

UC60 meets the following standards:

- EN 61000-6-2 (immunity)
- EN 61000-6-4:2007 EMC (radiation)
- 2014/30/EC
- EN 60204-1
- EN ISO 13850:2007

TECHNICAL DESCRIPTION

Standard operational voltages:

- 1 phase 230VAC, 3 phase 230VAC
- 3 phase 400VAC, 3 phase 500VAC
- Stabilised 24VDC, 60VA transformer

IP classification:

IP54, M12 connectors IP67

Dimension electric box:

L:270 x H:85 x W:135 mm

EXAMPLE OF CONNECTIONS


(standard lift table)

- X0 Control unit
- X1 Power pack valve / Hose burst valve
- X2 N/A
- X3 End limit switches
- X4 Passable limit switches
- X5 N/A
- X6 Safety frame + Hose burst valve



UC60

Smart Lifting Solutions



SAFETY REGULATIONS FOR LIFT TABLES

EDMOLIFT MEETS ALL SAFETY REQUIREMENTS FOR EUROPE

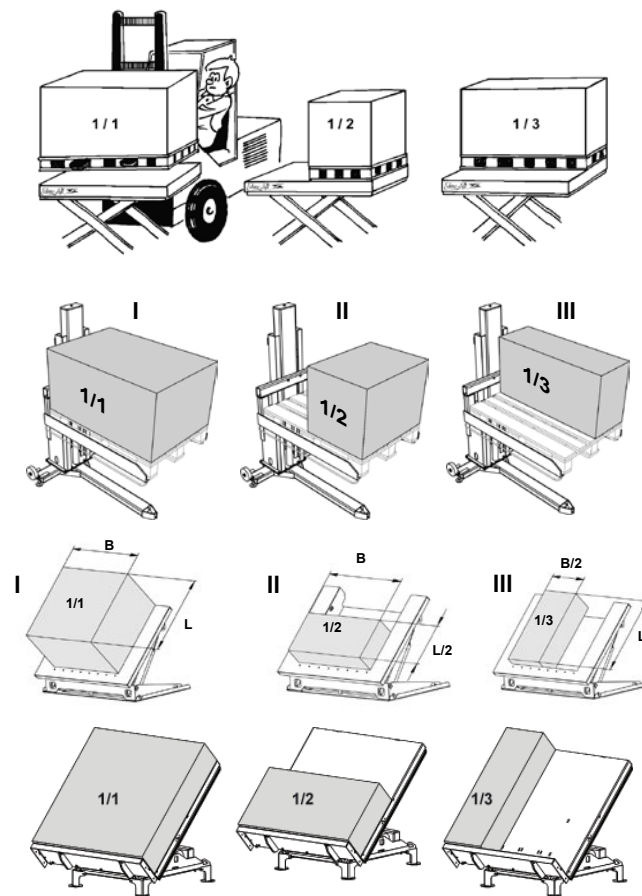
EdmoLift lift tables and pallet lifters meet all safety regulations for lift tables in Europe e.g. AFS 2012:2 in Sweden and the EN 1570-1-standard. The CE label on EdmoLift's products indicates that the product is in compliance with applicable EU directives. The lift table is as standard equipped with 400/24V low voltage 24V on the control unit, valve and switch for safety frame.

Built-in safety function in safety frame

If the safety frame is triggered when descending the lift table stops immediately. To continue lowering the lift table, it must be driven up a bit to activate descent. Lift tables are always supplied with a "deadman's switch" type of control unit.

This means that when the up or down button is released the platform stops immediately. The control unit is equipped with an emergency stop and lock.

During installation of the lifting equipment, the installer and employee must ensure that the risk of crushing cannot occur.



The stated lifting capacity of the lift table and pallet lifter required distributed load. TSL: Max. load = load centre 600 mm from column.

INTERNAL CONTROL OF THE WORKPLACE'S SAFETY

The employer is obligated to ensure that the equipment is used by competent staff and that control and maintenance of lifting equipment is carried out to the required extent.

Control and maintenance takes place in accordance with the Swedish Work Environment Authority's Statute Book: Internal control of loading ergonomics AFS2012:2 as well as that:

1. Maximum load of lifting equipment is not exceeded. The load is fixed and cannot roll off. **MAXIMUM LOAD = DISTRIBUTED LOAD!**

2. Function of safety frame and safety spacing around the equipment is checked.
 3. Statutory warning labels are kept intact.
 4. Any loading injuries are checked.
 5. Cables and hoses are checked and maintained.
 6. Oil leakage and possible further spread are checked. Lubricate where required.
 7. Lift tables and pallet lifters are cleaned and serviced.
 8. Main power switch is available to authorized staff. The lifting equipment must not be used by unauthorised persons.

9. The platform is fitted with roll-off guard for the transportation of wheeled loads or loads that could roll.
 10. Tables for outdoor use are provided with anti-slip protection, such as tear plate, in accordance with the applicable safety standards.
 11. Tilting table platforms are provided with load restraint for securing load.
 12. That the required protective equipment, such as a guard rail, exist if a person besides the operator is included on the lift table.

13. Lift tables that are to be entered by persons equipped with anti-slip protection when there is a risk of slipping.
 14. The carriage of passengers may therefore only take place in designated lift tables, see the lift tables signage.
 15. No hands or feet are under the platform.



CE INSTRUCTIONS

All machines shall be provided with fully legible and indelible marking that includes at least the following information:

- CE mark or manufacturing declaration
- Serial number and type designation
- Year of manufacture
- IP class
- Category class

Preferably EdmoLift's standard machine signs should be used. They are individually made for each machine. If the machine is manufactured for use in potentially explosive environments (EX) this must be specified on the machine. The machine is also provided with all information that is relevant to the type of machine concerned and which is needed for it to be used in a safe way.

INTRODUCTION

User instructions provide complete information about the product, its installation, operation, care and maintenance as well as safety aspects for installation, use and dismantling. The instructions are written on EdmoLift's standard paper, in accordance with the instructions below. Basically, however, a handbook is generally included, which is supplemented as required. The authorised signatory of the EU Declaration of Conformity determines whether the handbook and any supplements are sufficient or not. When drafting new instructions based on standard products the Sales Department are contacted for support for the instructions.

USER MANUAL GENERAL

The product is described in those parts that are deemed essential for use, installation, maintenance and service. The description is as far as possible illustrated. The instructions also specify how the machine must not be used through the addition that all other use is not allowed without EdmoLift's permission. Furthermore, it is pointed out that modifications are also not allowed without permission.

GENERAL

An EU Declaration of Conformity has been drawn up for the machine, both for the larger machinery and safety components. The declaration is in the language of the user instructions and is accompanied by a translation

LOAD FACTORS FOR LIFT TABLES

	DYNAMIC FACTOR	HORIZONTAL LOAD COEFFICIENT (in % of rated load)	LIFETIME ^B minimum load cycles under full load (x10 ³)	INFORMATIVE EXAMPLE OF USE
1	1,4	10%	128 ^A	Lift tables for general use.
2	1,1	2,5%	8	Lift tables with a clearly defined lifting load and where other forces can be excluded; height adjustment without systematic lateral forces.
3	1,2	5,0%	32	Lift tables suitable for use in manual work, such as height-adjustable workstations.
4	1,3	10%	128	Lift tables suitable for driving over by e.g. forklift trucks or electric pallet stacker with a maximum braking force at 10%. Lift tables with unpowered roller belts.
5	1,4	10%	512	Lift tables suitable for a high number of lifting cycles.

When a vehicle crosses the lift table or the lift table is integrated in a management system, the lateral forces have to be verified in individual cases. Higher horizontal load coefficients have to be established if required.

^A This minimum number of cycles shall be increased by the manufacturer according to the purpose of use of the lift table.

^B When used (load cycle) according to lifting categories lifetime of lifting tables is generally 10 years when maintained in accordance with the manufacturers instructions.

into the language of the country where the machine will be used. The EU Declaration of Conformity is either typewritten or handwritten in capital letters. Attached under this tab is EdmoLift's standard form and authorisation for signatory of declaration of conformity or manufacturer's declaration.

MANUFACTURER DECLARATION

In cases where the machine will be part of a larger machine or installation, or if it is delivered incomplete, for example lacking control system, power pack or upper platform, instead of an EU Declaration of Conformity, a manufacturer's declaration is issued, that is a message that the machine must not be brought into service until the machine into which it will be incorporated has been declared to be in conformity with the provisions of this Directive.

The machine plate may not be provided with a CE mark.

EN 1570-1

EdmoLift lifting tables are designed and constructed to be safe, reliable and hard-wearing tools. In its basic version, EdmoLift lifting tables meet the basic requirements according to the lifting table standard EN 1570-1. This European Standard specifies the safety requirements for lifting tables that are used for lifting and/or lowering of material and/or trained persons accompanying the lifting table. The lift table must have two stop levels and may not pass in

between.

From the lifting tables standard EN 1570-1 (lift tables provide up to two fixed stop levels) the following points are particularly important:

5.1.2.4 The dynamic forces that are to be used for the calculations in accordance with 5.1.2.3 should at least consist of:

- the total vertical load (this includes maximum load and self-weight of the moving parts of the construction) increased by the dynamic factor for this lifting category in accordance with Table 2 as well as the horizontal load coefficient in accordance with Table 2, acting horizontally in platform level, in the direction causing the maximum stress to the part that is calculated.

If barriers prevent loading and unloading from one side of the platform or if the platform is otherwise blocked from moving in a direction, the horizontal load coefficient does not need to be considered in that direction.

5.1.2.5 If the platform is to be entered by operators, the weight of each person is assumed to amount to 80 kg distributed over an area of 0.2 x 0.2 m per person, with 0.5 m between each area's centre and placed in, from a the strength viewpoint, the most unfavourable position on the platform.

5.1.2.7.1 If the lift table is not designed for a specific load case, it must be designed for general loads in accordance with the basic requirements in the lift table

standard EN 1570-1:

- 100 % of maximum load uniformly distributed over the entire platform.
- or 50 % of load weight uniformly distributed over half of the platform area lengthwise.
- or 33 % of load weight uniformly distributed over half of the platform area sideways.

5.1.2.7.2 When the lift table is designed for a specific type of load case there should be a sign or instruction on the lift table which is clearly legible from the place of operation, displaying the intended load distribution.

5.1.3 Stability calculation

5.1.3.1 Lift tables must be stable (i.e. not be able to overturn) under all operating conditions, whether they are stationary or mobile.

The maximum permitted side force: 2.5-10% of the ground load, applied to the edge of the lift table.

Side forces occur, for example, when pressure is applied to the lifting table or the load by hand tools, or by pulling a tool or machinery part onto the platform. If the side force is applied to the load, the risk of tilting increases. Under no circumstances may risky tilting or downward bending occur when the lifting table is used in accordance with the manufacturer's instructions.

Side forces vary according to the above category table.

ERGONOMIC LIFT TROLLEYS FOR PRODUCTION, OFFICE AND RETAIL

With our lift trolleys, heavy and strenuous lifting is avoided which minimises the risk of work injuries caused by repeated lifting, moving and handling of heavy objects.



EDMOLIFT WP LIFTING TROLLEYS FOR WEIGHTS UP TO 300 KG

Work Positioners facilitate lifts and transport of goods in most industries. Our lifting trolleys are available in many different designs, with a wide range of accessories and options to customise them to meet your specific requirements. The lifting trolleys made of stainless steel and the WP By EdmoLift series can be specifically adapted to suit your particular needs.

WP ONE – UP TO 70 KG

The WP ONE stands out with its outstanding manoeuvrability, intuitive control unit and low price.

WP BY EDMOLIFT – UP TO 200 KG

The lifting trolleys in the WP By EdmoLift series effectively handle weights of up to 200 kg and are designed with the best ergonomics and flexibility in mind. The WP By EdmoLift series distinguishes itself with its versatile adaption options, the robust design and outstanding manoeuvrability.

STAINLESS STEEL SERIES – UP TO 300 KG

The lifting trolleys in the stainless steel series effectively handle weights of up to 300 kg and are designed with the best ergonomics and flexibility in mind.



MORE LIFTING SOLUTIONS FROM EDMOLIFT

GoGreen
environmental handy lifting solutions



PALLET BUDDY – AUTOMATIC PALLET MAGAZINE

PALLET BUDDY is a fully automatic up and down pallet stacking unit. You can stack and destack one pallet at a time efficiently and safely from ground level. PALLET BUDDY can also be used for pallet handling in cold storage rooms with temperatures down to -25°C (accessory).

AIR – MOBILE WORK PLATFORM

AIR is a compact mobile work platform in a modern design.

AIR is easy to use, it rolls freely and easily passes through a standard doorway. This work platform works well in tight spaces and can lift a person with tools and load up to a maximum working height of 5 metres.



GoGreen
environmental handy lifting solutions



A REALLY HIGH LIFT TABLE FROM THE 1970S. Since then EdmoLift has developed the technique of lifting high even further with vertical double, triple and quattro scissors that can reach as high as 8 metres.

Lasercell 9



TruLaser Cell 8030



PRODUCTS

Smart lift tables of the highest EdmoLift quality

LIFT TABLES FOR ALL CONDITIONS AND EXTENSIVE ACCESSORIES PROGRAMME



Handling of engine parts at a European car manufacturer.

The lift tables is the core of EdmoLift's business. It began in 1964 with the single scissor lift table and since this we have developed tables that match most needs. Here you can find for example horizontal double scissors for long and heavy loads, vertical scissors for high lifting, low profile lift tables for efficient pallet handling and lorry loaders. If you have additional needs we can customize your lifting table.

TWO PRODUCT SERIES – THE T AND C SERIES

Our lift tables and trolleys in the T-series are entirely Swedish-made and of the highest quality. As an example, the scissor arms on most lift tables in the T-series are made from KKR square bars in order to provide the very best lateral stability.

The models in the T-series can be adapted to meet your needs and are the best choice for demanding applications.

The C-series is our line of affordable lift tables that are made in Asia according to our designs, but are assembled and checked in our factory in Sweden.

The products in the C-series have Swedish-made electrical and hydraulic systems. C-series models come in standard sizes and can be equipped with a selection of accessories.

Model names beginning with the letter T belong to the T-series and those that start with C belong to the C-series.

STANDARD FOR ALL LIFT TABLES

- ▶ Lift capacities from 200 kg up to 10,000 kg
- ▶ Lift platform lengths from 900 mm to 7,000 mm
- ▶ Extensive accessories programme and options of customer-adapted lift tables
- ▶ Complies with the EU standard EN 1570-1 – CE labelled
- ▶ 24VDC control unit and control unit with deadman's switch
- ▶ IP54 approved electrical system
- ▶ Safety spacing between all moving parts
- ▶ Overload protection
- ▶ Adjustable trap prevention safety trip bars on all four sides of the platform
- ▶ The lift table is equipped with hose burst valves and mechanical locks for servicing and maintenance
- ▶ The lift table has maintenance-free bearing surface
- ▶ PLC control with ability to program the different functions included in the standard design
- ▶ User manual in 22 different languages

Single Scissors

Our largest product group, single scissors, is available in a range of designs, all equally flexible, stable and ergonomically well thought-out. Lift tables are commonly used as a means for handling materials directly on the factory floor or as a lorry loaders outdoors at a loading dock.

- ▶ T-model lift tables are Swedish-made and of the highest quality. They can be customized based on your own needs
- ▶ C-models are our affordable options and come in standard design with a range of accessories
- ▶ Special dimensions and other customizations can be quoted on request
- ▶ See page 81-87 for stainless alternatives



TL 2000

C-model	Art. no.	Capacity kg	Lift stroke mm	Lowest height mm	Length mm	Width mm	Lift time sec	kW	Weight kg pack. incl.	Note
▶ CR 500	36473	500	600	160	900	600	12	0,37	100	
▶ CR 1000	515215	1000	600	160	900	700	23	0,37	130	
▶ CL 1001*	36045	1000	820	180	1200	800	15/26	0,75	180	
▶ CL 1500	524827	1500	820	200	1300	1200	17	1,5	300	
▶ CL 2000	36474	2000	820	200	1300	800	17	1,5	250	
▶ CL 2000B	613210	2000	820	200	1300	1000	17	1,5	264	
▶ CB 1200	524828	1200	1000	210	1500	1200	17	1,5	330	
▶ CB 1500	36475	1500	1000	210	1500	800	17	1,5	280	
▶ CB 1500B	36478	1500	1000	210	1500	1000	17	1,5	300	

*1-phase free of charge

T-model	Art. no.	Capacity kg	Lift stroke mm	Lowest height mm	Length mm	Width mm	Lift time sec	kW	Weight kg pack. incl.	Note
TR 501	609945	500	600	160	900	700	12	0,37	140	
TR 1002	608179	1000	600	160	900	700	22	0,37	150	
▶ TL 1000	34964	1000	820	180	1300	700	15	0,75	180	
▶ TL 1000H**	613230	1000	930	180	1350	800	15	0,75	214	
▶ TL 1000B	32920	1000	820	180	1300	800	15	0,75	190	
▶ TL 1000XB	32925	1000	820	180	1300	1000	15	0,75	200	
▶ TL 1001B	33024	1000	820	180	1200	800	15	0,75	190	
▶ TL 2000	22010	2000	820	200	1300	800	17	1,5	235	
▶ TL 2000B	22011	2000	820	200	1300	1000	17	1,5	250	
▶ TL 2000XB	512633	2000	820	200	1300	1200	17	1,5	285	
▶ TL 3000	33560	3000	820	250	1300	800	26	1,5	300	
▶ TB 2000	22253	2000	1000	220	1500	1000	26	1,5	305	
▶ TB 2000B	22254	2000	1000	220	1500	1200	26	1,5	325	
▶ TM 1000	32970	1000	1100	180	1700	700	27	0,75	225	
▶ TM 1500	22012	1500	1100	230	1700	1000	17	1,5	300	
▶ TM 1500B	33145	1500	1100	230	1700	1200	17	1,5	330	
▶ TM 3000	33180	3000	1100	250	1700	900	27	1,5	390	
▶ TM 6000*	33810	6000	1100	300	1700	900	32	3,0	530	
▶ TA 1000	33335	1000	1300	200	2000	800	16	1,5	315	
▶ TA 2000	34230	2000	1300	230	2000	900	30	1,5	385	
▶ TA 4000	33860	4000	1300	350	2000	1200	27	3,0	650	
▶ TS 2001	606524	2000	1500	250	2200	1200	27	1,5	550	
▶ TS 2001B	610969	2000	1500	250	2200	1500	27	1,5	590	
▶ TS 4000	33430	4000	1500	350	2200	1200	27	3,0	690	
▶ TS 4000B	33440	4000	1500	350	2200	1500	27	3,0	750	
▶ TT 3000	32662	3000	1700	300	2500	1300	27	3,0	700	
▶ TT 6000	614680	6000	1600	450	2500	1300	40	3,0	1100	
▶ TP 3000	514564	3000	2000	400	3000	1500	38	3,0	1200	
▶ TP 6000	614660	6000	2000	500	3000	1500	55	3,0	1450	

*External hydraulic power pack excluding cover **Flat steel plate scissor arms

Heavy Duty lift tables

The HD-series lift tables meet the severe requirements of the toughest category of the lift table standard EN 1570-1, category 5. That means that the lift table needs to perform a minimum of 512,000 lift cycles while carrying the rated load. That is four and sixteen times as many lift cycles as conventional lift tables that are produced in category 1 and category 3 respectively.

The powerful lube for life bearings creates the conditions for uninterrupted maintenance-free operations. The exclusive design with the robust scissor provides extreme stability in all directions.


The lift table's modularized construction makes it easy to adjust its size for a bespoke, unique solution.

The HD-series is the solution that enables the highest productivity and accessibility without operational interruptions.

- ▶ Meets the requirements of the lift table standard EN 1570-1, category 5
- ▶ More than 512 000 lift cycles with rated load, durability tested in our own facilities
- ▶ Lube for life bearings
- ▶ Maintenance free, designed to run 24/7 – 365
- ▶ Extremely compact design - lowest height 200 mm
- ▶ Suitable for system integration
- ▶ Cost-effective option for larger platform
- ▶ Lift stroke 800 mm
- ▶ Lifting capacity 2000 kg



EN 1570-1 CATEGORY 5
Highest durability rating available for lift tables



Dual flat steel scissor arms

Lube for life bearings


Reinforced lower cylinder bracket

Reinforced upper cylinder bracket

Steel wheels

Heavy Duty lift tables


HDL 2000 IS THE FIRST "HEAVY DUTY" LIFT TABLE within the new HD-series. By investing in an HDL 2000 you ensure a continuous production within extremely demanding environments. In its standard form, the HDL 2000 is robustly designed with flat steel dual scissors, an internal power pack and an impressive closed height of 200 mm while still being able to lift up to 2 tons with a lift stroke of 800 mm.



EN 1570-1 CATEGORY 5
Highest durability rating available for lift tables



INTENSIVE OPERATION
Designed to operate 24/7 without maintenance




COMPACT DESIGN
Extremely compact with only 200 mm closed height



BUILT TO LAST
More than 512.000 lifting cycles with rated load

Model	Art. no.	Capacity kg	Lift stroke mm	Lowest height mm	Length mm	Width mm	Lift time sec	kW	Weight kg pack. incl.	Note
HDL 2000	614272	2000	800	200	1300	800	17	1,5	320	



SYSTEM INTEGRATION
The durability and compact design makes this product perfect for system integration

Horizontal Double Scissors

To handle goods that are both heavy and long you require a scissor lift table with special properties. The lift platform is equipped with a combination of two pairs of scissors to obtain the desired lift range and length of the lift table. Lift manoeuvres of the two pairs of scissors are mechanically synchronized to achieve a parallel lift operation. EdmoLift's horizontal double scissor lift tables make it possible to handle bulky goods in a safe and effective way.

- ▶ All models can be manufactured in the HD version for heavy duty operations
- ▶ Special dimensions and other customizations can be quoted upon request



TLH 4000

Model	Art. no.	Capacity kg	Lift stroke mm	Lowest height mm	Length mm	Width mm	Lift time sec	kW	Weight kg pack. incl.	Note
TRH 2000*	614820	2000	600	160	1800	700	22	0,75	270	
TLH 2000	32930	2000	820	180	2600	800	30	0,75	350	
TLH 4000	33115	4000	820	200	2600	800	35	1,5	450	
TLH 6000	614401	6000	820	250	2600	800	39	1,5	560	
TBH 4000	603261	4000	1000	220	3000	1000	40	1,5	580	
TMH 3000	33147	3000	1100	230	3400	900	35	1,5	700	
TMH 6000	33176	6000	1100	250	3400	900	55	1,5	740	
TMH 10000*	33902	10000	1100	300	3400	900	64	3,0	1100	
TAH 2000	33885	2000	1300	200	4000	800	32	1,5	600	
TAH 4000	34395	4000	1300	230	4000	900	62	1,5	800	
TAH 8000	33890	8000	1300	350	4000	1200	53	3,0	1300	
TSH 4001	610970	4000	1500	250	4400	1200	55	1,5	1036	
TSH 8000	33495	8000	1500	350	4400	1200	53	3,0	1360	
TTH 6000	32885	6000	1700	300	5000	1300	53	3,0	1400	
TPH 6000	516158	6000	2000	400	6000	1500	37	5,5	2100	

*External hydraulic power pack excluding cover

Vertical Double, Triple and Quattro Scissors

By equipping a scissor lift table with a number of scissor arms assembled vertically on top of each other, the user gets access to a higher height range compared to what is possible with a single scissor lift table. EdmoLift's vertical double, triple and quattro scissor lift tables can, for example, be used as work tables, lifts for disabled people, freight lifts and car lifts, to name a few applications.

Compared with traditional lift solutions, EdmoLift's vertical double, triple and quattro scissor lift tables provide a rational and cost effective solution.

- ▶ T-model lift tables are Swedish-made and of the highest quality. They can be customized based on your own needs
- ▶ C-tables are our affordable options and come in standard design with a range of accessories
- ▶ Special dimensions and other customizations can be quoted upon request
- ▶ See page 81-87 for stainless alternatives



Double Scissor TLD 2000



Goods and freight lift



Car lift at a exhibition hall

C-model	Art. no.	Capacity kg	Lift stroke mm	Lowest height mm	Length mm	Width mm	Lift time sec	kW	Weight kg pack. incl.	Note
CRD 200	36472	200	1170	280	900	600	12	0,37	115	
CLD 1500	518584	1500	1420	360	1300	850	29	1,5	350	

T-modell	Art. no.	Capacity kg	Lift stroke mm	Lowest height mm	Length mm	Width mm	Lift time sec	kW	Weight kg pack. incl.	Note
TRD 500	600330	500	1100	275	900	700	28	0,37	185	
TLD 1000	600613	1000	1600	320	1300	800	23	1,5	270	
TLD 1000XB	601741	1000	1600	320	1300	1000	23	1,5	280	
TLD 2000	22018	2000	1600	360	1300	800	34	1,5	330	
TLD 2000B	22015	2000	1600	360	1300	1000	34	1,5	350	
TLD 2000XB	524835	2000	1600	360	1300	1200	34	1,5	370	
TBD 2000	611320	2000	1800	360	1500	1000	34	1,5	535	
TMD 1500	22013	1500	2200	400	1700	1000	46	1,5	470	
TMD 3000*	33510	3000	2200	500	1700	900	50	3,0	580	
TAD 2000	611666	2000	2550	450	2000	900	59	1,5	700	
TSB 1500	33370	1500	3000	450	2200	1200	55	1,5	700	
TTD 3000	33670	3000	3300	600	2500	1300	60	3,0	1200	
TPD 3000	601319	3000	4000	700	3000	1500	80	3,0	2100	
TLT 1500	600851	1500	2400	500	1300	800	60	1,5	515	Triple Scissor
TMT 1500	22014	1500	3300	600	1750	1000	55	1,5	650	Triple Scissor
TST 2000	33780	2000	4500	700	2200	1200	80	3,0	1100	Triple Scissor
TPT 4000	604124	4000	6000	1000	3000	1500	104	5,5	2800	Triple Scissor
TSQ 1000	604738	1000	6000	1000	2200	1200	80	3,0	1460	Quattro Scissor

*External hydraulic power pack excluding cover

Lorry Loaders

Lorry loaders are used to facilitate the handling of different types of goods, such as pallets, carts, and containers between loading docks and ground level or between the loading dock and different types of transportation vehicles. A lorry loader can also be used to transport a truck between floor levels. Lorry loaders can be placed indoors in a weather-protected environment, under a canopy or in the open where they have to be running reliably during extreme operations and environmental conditions.

As the environments in which the lorry loaders are installed usually differ on a case-to-case basis, EdmoLift customizes the solution to suit the customer's specific needs to a competitive price. It is therefore utterly important that EdmoLift is provided with as much information as possible about the installation environment and what type of load the lorry loader will be lifting. EdmoLift can thereafter offer multiple lift table models within the T-series as lorry loaders.

On the following pages, we present some examples of different lift table models used as lorry loaders along with the accessories the solution has been equipped with. On the next pages you can also find some of the most common accessories that we recommend you to consider equipping your lorry loader with.



TS 2001 INSTALLED IN A PIT

The lorry loader has an extended platform and is equipped with external power pack, upper limit switch and hydraulic loadflap. The lorry loader is also equipped with guard rails and a goal post, protective wire mesh.



A selection of accessories for our Lorry Loaders

Anti-slip platform

If the operator will be accessing the top of the lift table platform, it is required that the surface of the platform is equipped with an anti-slip protection. The tear plate platform provide the best anti-slip protection and is recommended for lift tables used outdoors. The chequered aluminium plate is screwed to the platform providing a non-slip, rust-protected surface. Textured paint provides a good anti-slip protection for dry environments.

4712	Tear plate platform	
4713	Chequered aluminium	
Platform with textured paint		



Mechanical Stop

Used to fix and remove load from the lift table when it is driven over in the bottom position and when adjusting the height to meet roller belts. Adjustable +40 mm. Some tables require extension of the platform. Horizontal double scissors Requires two sets.




- ▶ Recommended for installation in pits

33900	Adjustable +40 mm	
-------	-------------------	--

Lifting eye bolts

Lifting eye bolts make it safer and easier to install and transport the lift table. Lifts the base frame through the platform. Some tables require a larger platform. Horizontal double scissor require two sets.

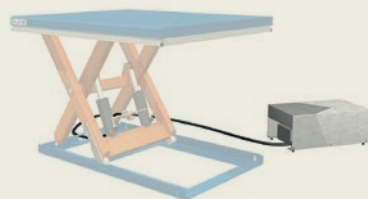


- ▶ Recommended for installation in pits

33960	4 x lifting eye bolts, max load up to → 4000 kg	
33960M20	4 x lifting eye bolts, max load from 4000 kg →	

External power pack with steel cover

Provides additional protection in exposed environments.



- ▶ Recommended for installation in pits

34197	External hydraulic power pack without cover, 3 m hose	
82614	Extra hose external hydraulic pack, price/meter	
34696	Steel cover for external power packs. H2, H3, H4, H6-4, H6-7	
34695	" " " " H6-11, H8-11	
34694	" " " " H11-11	
515004	" " " " H11-30, H15-30	
35003	" " " " H15-20	
35948	" " " " H15-50	

Limit switch

The limit switch is adjustable and stops the lift at a pre-set height. Select the upper or lower limit, and whether there should be a function for passing the limit.

- ▶ When ordering, specify whether the switch should be for the upper or lower limit.
- ▶ If heights are notified when ordering, the lift table will be pre-set from the factory.
- ▶ Recommended for installation in pit.



Hydraulic fluid

82289	Oil for use in - 20° / litre	
82581	Vegetable oil / litre	

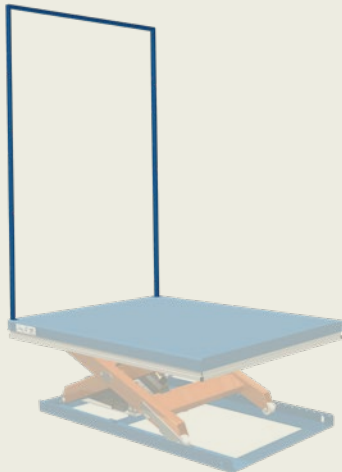
515146	Limit switch single, double, triple scissor up to 3,000 kg	
32003	Limit switch double horizontal scissor up to 6,000 kg	
	Limit switch single, double, triple scissor over 3,000 kg	
	Limit switch double horizontal scissors up to 6,000 kg	

A selection of accessories for our Lorry Loaders

Guard rail with or without gate and goal post

Guard rails, gates and goal post are available in different sizes depending on the size of the lift table. The guard rail and gate height is 1100 mm with a 150 mm high kick board fitted underneath. The gate can be fitted with a manual or electric lock. Remember to indicate which side the gate should be fitted. See page 62 for more information.

36370	Guard rail 40 x 40 mm with a kick-plate 150 mm	
32467	Guard rail 30 x 30 mm with a kick-plate 150 mm	
36412	Gate with latch - 40 x 40 mm state hinge side max width 1200 mm	
33969	Gate with latch - 30 x 30 mm state hinge side max width 1200 mm	
36412-1	Gate prepared for interlock installation	
614808	Goal post, safety rail for dock side	



Goal post



Guard rail



Guard rail with gate



TS 2001B INSTALLED IN A PIT

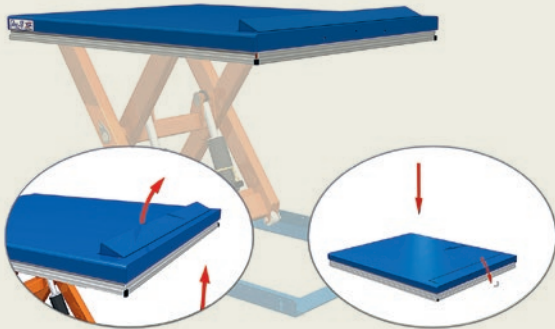
The lorry loader is equipped with guard rails, gate with interlock and protective wire mesh, tear plate and an external gate on the loading dock.

A selection of accessories for our Lorry Loaders

Roll-off guard

Prevents the load rolling off the platform during loading or unloading. Roll-off guards can be supplied in manual or automatic versions. The automatic roll-off guard rises from the turntable when the lift table starts to elevate.

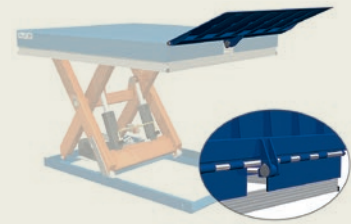
► Requires extension of the platform by 150 mm.



524818	Roll-off guard, automatic	Length	600 mm	
524820	"	"	700 mm	
524821	"	"	800 mm	
524822	"	"	900 mm	
524823	"	"	1000 mm	
524824	"	"	1100 mm	
524826	"	"	1200 mm	
33837	Roll-off guard, manual	Length	600 mm	
33838	"	"	800 mm	
33839	"	"	1100 mm	

Loadflap manual / hydraulic

Used for bridging the gap between vehicle, loading dock or other storage area.



Manual and hydraulic loadflaps

Inspection hatch in platform

Suitable for pit-mounted tables with built-in power pack

► Recommended for installation in pits




33975 Inspection hatch in platform

Protective bellow and wire mesh

Bellow and mesh increase safety and protect the lift table from dust, dirt and debris in exposed environments. The bellow has to be fitted around the entire lift table, mesh can be fitted on either side. Requires an extended platform +75 mm on each side for fitting. Extension is not included in the price.

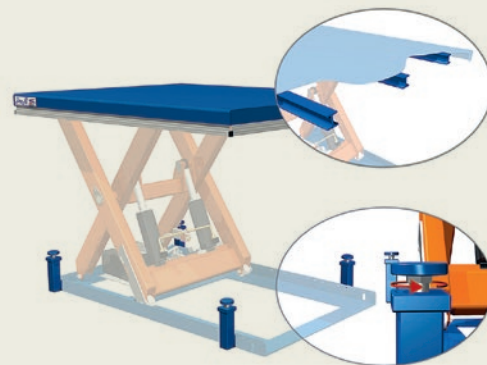
32466	Protective wire mesh, galvanised		
88337	Protective bellow PVC		



Reinforced platform

A reinforced platform gives extra support to the lift table when driving over with forklift trucks and it prevents deformation.

82271	Thicker platform +2 mm, maximum thickness 8 mm		
34098	Reinforced platform for 5 tonne wheel pressure, increases the lift tables closed height by 100 mm. Mechanical stops need to be added.		



A selection of accessories for our Lorry Loaders

Electrical system

521250	Power for automation between upper and lower limit switch	
521246	Electrical equipment for interlock incl. 2 limit switches, 2 interlocks	
521247	Electrical equipment for automatics incl. 2 limit switches, 2 interlocks	
82036	CE-plug	
85374	Optional supply cable, price/metre	
526810-UC60	Signal tower with light and audio modules, audible and/or visible warning to surroundings	

Signal tower with both audio and light modules

Remove or refit the modules and adjust different audio and light signals as required.

Art.no: 526810-UC60




Control units

516791	Extra control unit 38112 with up/down feature, delivered fitted	
515343-UC60	Control unit, lockable with key, lock in emergency stop	
515344-UC60	Control unit, without lock	
515345-UC60	Control unit, lockable with key	
Extension cable for UC60 control units with M12 connectors		
86249-3000	Cable M12M-M12F-8 way	extension 3 metres
86249-5000	" " " "	extension 5 metres
86249-10000	" " " "	extension 10 metres
37007	Control unit splitter M12-way.	Required when connecting additional control units.

Control unit UC60

for fitting in exposed environments. Dual function with emergency stop and lock.



515343-UC60

515344-UC60

515345-UC60

See page 65 for more options.



TT 3000 INSTALLED IN A PIT

The lorry loader is equipped with guard rails with gate and goal post, protective wire mesh and a load flap.

Installation of a lift table in a pit

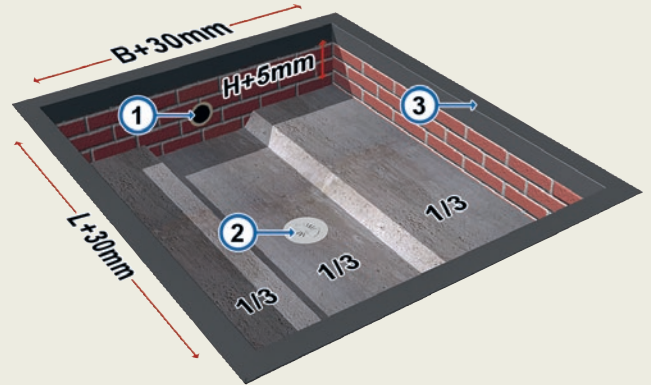
When a lifting table is installed in a pit, the pit should be constructed according to the illustration on the right.

B = Width of the platform
L = Length of the platform
H = Lowest height of the lift table


The pit's ballast material must at least meet the concrete classification C12/15.

The hydraulic power pack for lifting tables in an outdoor environment should, where possible, be externally located in a covered or indoor environment.

1. Pipe for incoming cables, 100 mm in diameter. The fixed side of the lift table, B1, placed against this edge.
2. Drainage holes where required. This the third section in the centre of the pit should be 80 mm lower than H.
3. L-shaped profile 100 x 100 mm to reinforce the pit edges.



Fixed side of the lift table, B1



Recommended accessories for placement in a pit

- ▶ Upper limit switch
 - ▶ Lifting eye bolts
 - ▶ Mechanical stop
 - ▶ Inspection hatch in the platform or external hydraulic power pack
- ▶ If the lift table is to be placed in exposed or harsh environments, we recommend surface treatment with corrosion class C4 medium

TMD 1500 INSTALLED IN A PIT

The lorry loader is galvanized and equipped with guard rails with gate and goal post and protective wire mesh.




Low profile U-shaped platform

EdmoLift low profile lift tables with U-shaped platforms are designed for rational pallet handling with a pallet truck. No loading ramp is needed.

- ▶ 1,000 kg tables with a lifting height of 970 mm are available on request
- ▶ C-models are our affordable options and come in standard design with a range of accessories
- ▶ See page 81-87 for stainless alternatives

- ▶ Inner width
TUB 600 – 580 mm
TUL 1000, TUL 2000, CUB 1000 – 585 mm



TUL 1000 in its lowest position of 80 mm.



TUL 1000

C-model	Art. no.	Capacity kg	Lift stroke mm	Lowest height mm	Length mm	Width mm	Lift time sec	kW	Weight kg pack. incl.	Note
▶ CUB 1000*	34858	1000	720	80	1450	1085	13	0,75	240	

T-model	Art. no.	Capacity kg	Lift stroke mm	Lowest height mm	Length mm	Width mm	Lift time sec	kW	Weight kg pack. incl.	Note
TUB 600*	33250	600	720	80	1450	900	13	0,75	210	
TUB 600H**	33255	600	970	80	1450	900	19	0,75	210	
▶ TUL 1000*	601243	1000	820	80	1350	1080	13	0,75	240	
TUL 2000*	601906	2000	820	100	1350	1180	24	0,75	310	


*External hydraulic power pack

**TUB 600H must be secured to the floor by bolts or similar

Low Profile Lift Tables

EdmoLift's low profile lift tables feature a very low integration height, eliminating the need for an integration pit.

- ▶ 1,000 kg tables with a lifting height of 970 mm are available on request
- ▶ C-models are our affordable options and come in standard design with a range of accessories
- ▶ Access ramps are an accessory and are not included as standard
- ▶ See page 81-87 for stainless alternatives



TCL 1000 fitted with access ramp



TCL 1000

C-model	Art. no.	Capacity kg	Lift stroke mm	Lowest height mm	Length mm	Width mm	Lift time sec	kW	Weight kg pack. incl.	Note
▶ CCB 1000*	34860	1000	720	80	1500	800	13	0,75	225	
CCB 1000B*	35395	1000	720	80	1500	1000	13	0,75	260	
CCB 1000XB*	524834	1000	720	80	1500	1200	13	0,75	280	

T-model	Art. no.	Capacity kg	Lift stroke mm	Lowest height mm	Length mm	Width mm	Lift time sec	kW	Weight kg pack. incl.	Note
TCR 500*	34919	500	630	80	900	600	9	0,75	125	
TCB 600*	33245	600	720	80	1500	900	13	0,75	210	
TCB 600H**	33638	600	970	80	1500	900	19	0,75	210	
▶ TCL 1000*	601234	1000	820	80	1350	800	13	0,75	250	
TCL 1000B*	601241	1000	820	80	1350	1000	13	0,75	275	
TCL 1000GB*	601224	1000	820	80	1350	1270	13	0,75	300	
TCL 2000*	601377	2000	820	100	1350	800	24	0,75	310	
TCL 2000B*	601904	2000	820	100	1350	1000	24	0,75	325	
TCL 2000GB*	601905	2000	820	100	1350	1270	24	0,75	340	

*External hydraulic power pack

TCB 600H must be secured to the floor by bolts or similar

Access ramp for low profile lifting table

Model	Art. no.	D x W x H (mm)	Note
TCR 500	32531	600 x 600 x 80	
TCB-, CCB 1000	35478	600 x 750 x 80	
CCB 1000B	34635	600 x 950 x 80	
CCB 1000XB	614392	600 x 1200 x 80	

Model	Art. no.	D x W x H (mm)	Note
TCL 1000	36196	790 x 800 x 80	
TCL 1000B, GB	36228	790 x 1000 x 80	
TCL 2000	36480	950 x 800 x 100	
TCL 2000B, GB	36482	950 x 1000 x 100	

▶ = normally kept-in-stock products for quick delivery

LTT 750 for milkrun trains

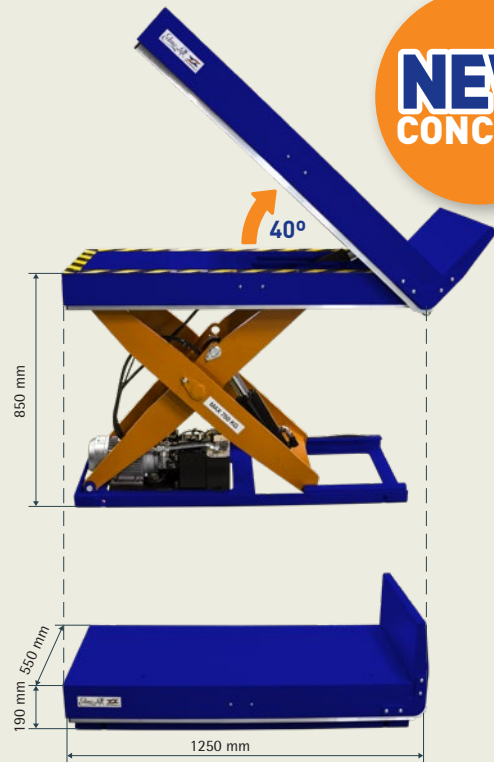
LTT is the next generation of lift- and tilt solutions that we have developed to meet the challenges of tomorrow within material handling processes.

A growing trend within various industrial sectors is the preference of using trolleys and milkrun trains over forklift trucks. That is why we have developed the LTT as the optimal ergonomic tool for the operator who is loading and unloading goods from the trolleys at the work station.

The LTT is more compact than any other model on the market, and with a unique lowest height of only 190 mm and a width of 550 mm, it is compatible with basically any trolley available. Despite its compact format, both the hydraulic power pack and the electrical control system are built into the lift, which further reduces the necessary space for installation and workspace.

Our new lift- and tilt solution creates an astonishing ergonomic window where the operator can easily adjust the lift- and tilt function according to individual needs and preferences. This does not only create better ergonomics for the operator, but also a more effective material handling- and intralogistics process for the organization overall.

- ▶ Lowest closed height on the market
- ▶ Lifts vertically - no horizontal movement
- ▶ LTT 750 has an extremely narrow design. One unit can handle many different types of trolleys.



Model	Art. no.	Capacity kg	Lift stroke mm	Lowest height mm	Length mm	Width mm	Lift time sec	Tilt angle	kW	Weight kg pack. incl.	Note
LTT 750	613410	750	650	190	1200	550	14	40°	0,75	315	



LTT 750 creates an outstanding ergonomic window in which the operator can easily adjust the lift- and tilt function.



Due to its uniquely low closed position it is very easy to move trolleys on and off the LTT 750.

Armlift with tilt from +5° to -40°

Our Armlift is unique with lift and tilt operation in the same unit. The Armlift has the world's lowest distance between the floor and the platform in its lowest position. Pallets and trolleys can be lifted directly from the floor by parallel arms.

- ▶ ART and ALT have a flat platform
- ▶ ALT U, UE and GB have a U-shaped platform
- ▶ Armlifts with lifting capacity of more than 1,500 kg can be quoted on request.



ALT 1500 GB



ART 1500GV

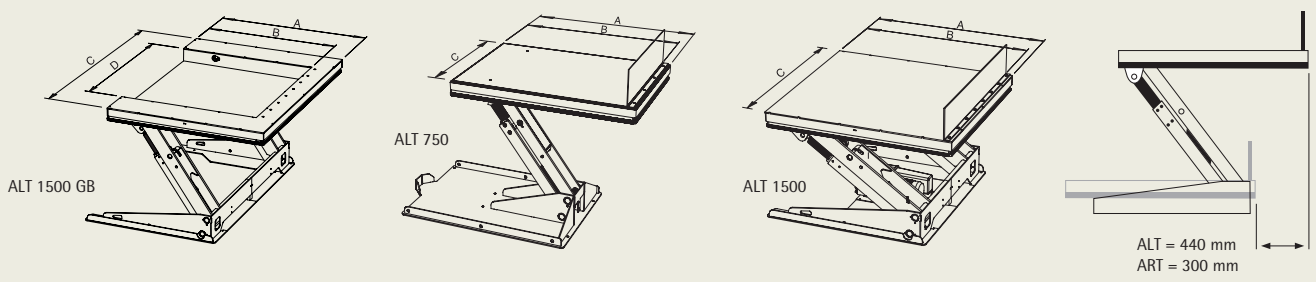


ALT 750

Model	Art. no.	Capacity kg	Lift stroke mm	Lowest height mm	Length		Width		Lift time sec	kW	Weight kg pack. incl.	Note
					Outer mm A	Inner mm B	Outer mm C	Inner mm D				
ALT 750*	22035	750	820	235	1300	1245	800	-	18	0,75	320	
ALT 1500	34031	1500	820	235	1300	1245	800	-	16	0,75	430	
ALT 1500U*	34010	1500	820	6	1380	1200	1510	1050	16	0,75	430	
ALT 1500UE*	34085	1500	820	6	1380	1200	1310	850	16	0,75	390	
ALT 1500GB*	34240	1500	820	6	1380	1200	1730	1270	16	0,75	440	
ART 750*	34542	750	550	235	1000	945	1300	-	18	0,75	310	
ART 1500*	22023	1500	550	235	1000	945	1300	-	16	0,75	360	
ART 1500GV**	22113	1500	550	380	1000	945	1300	-	16	0,75	355	

*External power pack with cover
 **Integrated power pack and truck handling chassis

Load restraint included in models with flat platform (bolted steel)
 ALT 750, 1500, ART 750 and 1500 = height 230 mm



Armlift ARZ for milkrun trains

ARZ is developed together with one of Europe's biggest car manufacturer to provide an ergonomic, safe and profitable material handling without forklift trucks.



Every year, forklift trucks are the cause of a great number of industrial accidents and are also, from a lean perspective, an unprofitable way of transporting material. Milkrun trains, on the other hand, are a more efficient and safe way to transport materials.

Milkrun trains pull several trolleys with materials which can then be unloaded at the respective operator's workplace. The trains are then rolled in on the Armlift in two directions depending on the design of the load restraint. Lift height and tilt angle are easily set manually or automatically and provide the operator with superior access with free leg room.

ARZ has a cutting-edge design, which provides unique opportunities to streamline the flow of materials in a safe and ergonomic way.

SAFE HANDLING OF MATERIALS

- ▶ Extremely compact design means that most standard design milkrun trains work together with the ARZ Armlift.
- ▶ Stepless height and tilt adjustment provides great adjustability in presenting material individually for each operator.
- ▶ Modular design provides great flexibility for solutions that meet different needs.



Model	Manual operation *	Automatic operation **	Automatic and manual operation ***
ARZ 750			
ARZ 1200			

*Press and hold control for lifting and tilting

**Single button pressure to initiate motion to the upper or lower position.

***As automatic but with the ability to manually adjust the height during press and hold control

Model	Art. no.	Capacity kg	Lift stroke mm	Lowest height mm	Length mm	Width mm	Lift time sec	Tilt angle	kW	Weight kg pack. incl.	Note
ARZ 750	609300	750	550	220	1300	550	15	+5° -40°	0,37	250	
ARZ 1200	609460	1200	550	220	1020	770	15	+5° -40°	0,75	320	

Height of load restraint in standard design = 230 mm

Tilt tables for table and floor mounting

EdmoLift offers a full tilt table programme with many different tilt combinations.

When mounted on lift tables, the hydraulics for the tilt and lift table are synchronised.

Floor-mounted tilt tables have their own legs and built-in hydraulic power pack.

- ▶ We have a wide range of tilts. Contact EdmoLift for other tilt combinations and prices.

TECHNICAL DATA FOR COMBINATION OPTIONS

- ▶ Single-acting hydraulics 45° tilt angle
- ▶ Double-acting hydraulics 90° tilt angle
- ▶ Torque 6.5 kNm, 13 kNm and 18 kNm
- ▶ Platform lengths 900 mm, 1300 mm, 1700 mm
- ▶ Platform widths 600 mm, 800 mm, 1000 mm
- ▶ Load restraint 230 mm included
- ▶ Tilt direction to short or long side



ESL 130 fitted on a TL 2000



EDLF 65 has double-acting hydraulics and 90° tilting over short side.

WHEN REQUESTING A QUOTE PLEASE PROVIDE THE FOLLOWING INFORMATION

- ▶ Length, width and height of the load
- ▶ Position of centre of gravity
- ▶ Load weight
- ▶ Tilt angle

Model	Art. no.	Length mm	Width mm	Lowest height mm	Tilt angle	Hydraulic	Tilting over	Torque kNm	kW	Weight kg pack. incl.	Execution	Note
EDLF 65	36085	1300	800	320	90°	Double acting	800	6,5	0,75	165	Floor mounting	
ESLF 65	36076	800	1300	320	45°	Single acting	1300	6,5	0,75	165	Floor mounting	

Pallet Lifters

The pallet lifter has free leg and foot space on three sides which gives superior access and makes working simpler and more efficient. A pallet or container can be placed directly onto the pallet lifter with a hand pallet truck or forklift truck.



TSLN 750



TSL 1503



TSLN 1503



Column TSL with hydraulic power pack for fitting various fixtures, forks or platforms.

Pallet Lifters

Model	Art. no.	Capacity kg	Lift stroke mm	Lowest height mm	Length mm	Width mm	Lift time sec	kW	Weight kg pack. incl.	Note
TSL 750	613473	750	900	70	1245	850	13	0,75	250	
TSL 1503	613209	1500	880	50	1250	840	26	0,75	670	
TSE 750	613644	750	900	10	1245	1040	13	0,75	340	

Pallet Lifters with 40° Tilt Left and Right

Model	Art. no.	Capacity kg	Lift stroke mm	Lowest height mm	Length mm	Width mm	Lift time sec	kW	Weight kg pack. incl.	Note
TSLN 750	613471	750	900	70	1245	850	13	0,75	275	
TSLN 1503	613195	1500	880	50	1250	840	26	0,75	710	

Column TSL with Integrated Hydraulic Power Pack

Model	Art. no.	Capacity kg	Lift stroke mm	Fixed to ground with	Bolt and torque for accessory	Lift time sec	kW	Weight kg pack. incl.	Note
Column TSL 750	613472	750	900	8 x M12	4 x M12/81 Nm	13	0,75	160	

Accessories for lift tables and there location

To EdmoLift's lift tables a variety of accessories is available which add extra value to your investment.

On the following pages there are illustrations of the most common accessories that we can equip our products with.


There are some important issues that should be considered in the selection and placement of accessory and the environment of the lift table:

SAFE HANDLING OF MATERIALS

- ▶ Will there be someone travelling on the lift table?
- ▶ Will the lift table be installed in a pit?
- ▶ Will the lift table be run over in closed height?
- ▶ Will the lift table be installed outdoors or indoors?
- ▶ Will the lift table be used very intensively?
- ▶ Will additional security features be required around the lift table?
- ▶ Will the lift table need to be moved?
- ▶ Will the load on the platform need to rotate?



Lift table with roller conveyor



Protective bellows mounted on a lift table

HD-execution for lift tables in intensive operation

Lift tables of standard design are fitted for good and prolonged function in "normal" operation. In intensive use with heavy loads, fast speed, tough environment, and perhaps more shifts requires that the lift table sometimes is oversized and HD-equipped.

HD-execution should be used when the number of lift cycles exceed 10,000/year or if the number of lift cycles is consistently more than 10/hour.

The execution comes with ball-bearing wheels, machined shafts, grease nipples in all leads and drainage of the cylinders to the tank.



Lift table installed in a pit.

Quoted on request

- ▶ EX-classed
- ▶ Conductive execution
- ▶ Other colours
- ▶ Galvanised
- ▶ Stainless steel execution
- ▶ HD-execution

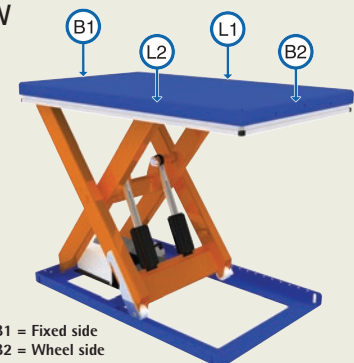
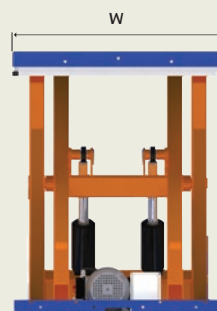
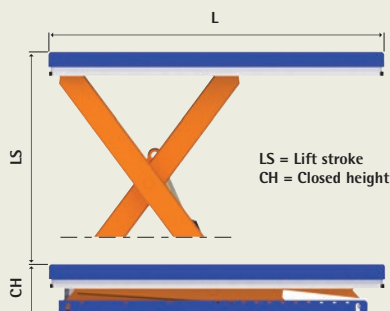
Location of accessory

When accessories are enquired about, EdmoLift explains that each accessory is located according to the below designations, such as guard rail on L1 and L2 and gate on B1 and B2.



Lift table for goods and carriage of passengers.

Extra equipment is located as shown in drawings below



Lift table accessories

- ▶ The prices of accessories apply in relation to the purchase of new products, not for retrofitting, except for articles with article number beginning with R.

Electrical system

521250	Power for automation between upper and lower limit switch
516790	Electrical equipment for common propulsion
516792	Electrical equipment with interlock function
516793	Electrical equipment for passing one limit switch, up
516794	Electrical equipment for passing one limit switch, down
521246	Electrical equipment for interlock incl. 2 limit switches, 2 interlocks
521247	Electrical equipment for automatics incl. 2 limit switches, 2 interlocks
521270	Electrical equipment for picking automation, up/down
33019	All connections to block
526722	All connections to junction box with 10 meter cable
82036	CE-plug
85374	Optional supply cable, price/metre
526810-UC60	Signal tower with light and audio modules, audible and/or visible warning to surroundings

Signal tower with both audio and light modules

Remove or refit the modules and adjust different audio and light signals as required.
Art.no: 526810-UC60



Control units

516791	Extra control unit 38112 with up/down feature, delivered fitted
516795	Extra control unit 38114 with four functions up/down/tilt up/tilt down, delivered fitted
515343-UC60	Control unit, lockable with key, lock in emergency stop
515344-UC60	Control unit, without lock
515345-UC60	Control unit, lockable with key
610132	Foot control unit, comes with lockable emergency stop
610925	Foot control unit with stand
514545-1	Control unit stand UC60, adjustable in 3 levels

Control unit and holder as spare part or retrofit

R610132	Foot control unit, delivered with lockable control stop
R38112-02	Control unit, 2 functions
R38112-01	Control unit, 2 functions with magnetic mount
R38114-02	Control unit, 4 functions
R38114-01	Control unit, 4 functions with magnetic mount
R84880	Extra holder for control unit art.no. 38112 - 38114
R65315	Control unit 3 wire, up to series 0140523
R85235	Control unit 5 wire from series 0140524, up to series 2259759 / 5556414
R84196	Magnetic holder for round control unit with emergency stop 38112, 38114, R65315 and R85235

Extension cable for UC60 control units with M12 connectors

86249-3000	Cable M12M-M12F-8 way	extension 3 metres
86249-5000	" " " "	extension 5 metres
86249-10000	" " " "	extension 10 metres
37007	Control unit splitter M12-way.	Required when connecting additional control units.

Control unit UC60

Control unit with lock and emergency stop, 2-4 functions depending on the product model, holder included.
Dual function, art.no: 38112
4 function, art.no: 38114

Extra holder, art.no: R84880



Foot control unit UC60

With two functions. Cable mounted emergency stop with lock. 3 metre cables are included.
Art.no: 610132



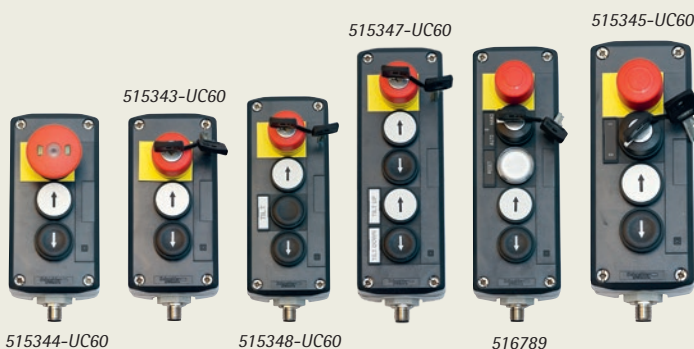
Control unit UC60

for fitting in exposed environments. Dual function with emergency stop with lock.
Art.no: 515345-UC60




Control unit stand UC60

Adjustable into 3 levels
Art.no: 514545-1



Lift table accessories

Hydraulic power packs

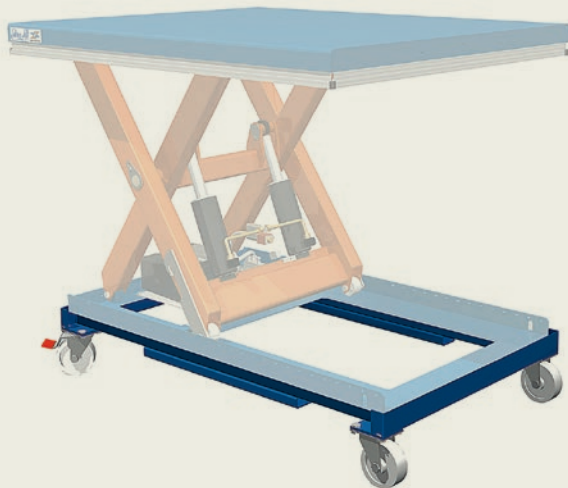


84204	1-phase 230V units up to 1.5 kW	
84205	3-phase 500V units	
32889	Pneumatic unit 1.0kW	
34460	Pneumatic unit 2.0kW	
608619	Battery Power 24V Excluding battery and charger	

Hydraulic fluid

82289	Oil for use in - 20° / litre	
82581	Vegetable oil / litre	

Wheel chassis



The chassis makes it easy to move the lift table and is ergonomically good as the operator has space under the lift table for his feet. The Wheel chassis has two fixed wheels and two swivel, braked wheels.

33575	Wheel chassis	CR 500	height	+240 mm
33940	"	CR 1000	"	+240 mm
524814	"	CB 1200	"	+240 mm
36510	"	CB 1500, B	"	+240 mm
34329	"	CL 1001	"	+240 mm
524813	"	CL 1500	"	+240 mm
36485	"	CL 2000, B	"	+240 mm
518820	"	TR 501, TR 1002	"	+260 mm
518819	"	TL 1000, B, XB	"	+260 mm
33098	"	TL 2000, B	"	+240 mm
524815	"	TL 2000XB	"	+240 mm
36302	"	TL 3000	"	+240 mm
516780	"	TB 2000, B	"	+240 mm
516781	"	TM 1000	"	+240 mm
33136	"	TM 1500, B	"	+260 mm
32693	"	TM 3000	"	+270 mm
33939	"	TA 1000	"	+240 mm
516782	"	TA 2000	"	+270 mm
32583	"	TS 2001, B	"	+270 mm

Truck handling chassis

The chassis makes it easy to move the lift table and is ergonomically good as the operator has space under the table for his feet. The pallet handling chassis provides access to both the short and long sides for outriggers on stackers or outrigger trucks.

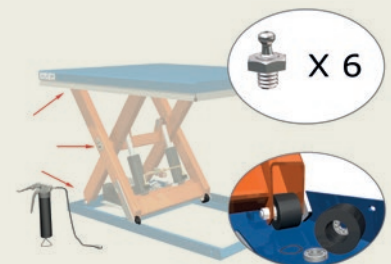


36240	Truck chassis	CR 500, CRD 200	height	+140 mm
36241	"	CR 1000	"	+140 mm
524809	"	CB 1200	"	+140 mm
36509	"	CB 1500, B	"	+140 mm
34410	"	CL 1001	"	+140 mm
524808	"	CL 1500	"	+140 mm
36484	"	CL 2000, B	"	+140 mm
518805	"	CLD 1500	"	+140 mm
521441	"	TR 501, TR 1002, TRD 500	"	+140 mm
36238	"	TL, TLD 1000, B, XB	"	+140 mm
36308	"	TL, TLD 2000, B	"	+140 mm
518751	"	TL, TLD 2000XB	"	+140 mm
36301	"	TL 3000	"	+140 mm
513363	"	TB 2000, B, TBD	"	+140 mm
513364	"	TM 1000	"	+140 mm
36234	"	TM, TMD 1500 TM, TMD 3000	"	+140 mm
515803	"	TM 6000	"	+160 mm
36232	"	TA 1000	"	+140 mm
36233	"	TA 2000, TAD	"	+140 mm
36235	"	TA 4000	"	+160 mm
36236	"	TT 3000	"	+160 mm
36237	"	TS 2001, B	"	+160 mm
36290	"	TS 4000, B	"	+160 mm
516779	"	TP 3000	"	+160 mm
36239	"	TLH 2000	"	+140 mm
36244	"	TMH 3000	"	+140 mm
35396	"	ART 750	"	+140 mm
35398	"	ART 1500	"	+140 mm
35475	"	ALT 750	"	+140 mm
35474	"	ALT 1500	"	+140 mm
35370	"	ALT 1500GB	"	+140 mm

HD-execution

HD-execution should be used when the number of lift cycles exceed 10,000/year or if the number of lift cycles is consistently more than 10/hour.

The execution comes with ball-bearing wheels, machined shafts, grease nipples in all leads and drainage of the cylinders to the tank.



Single Scissors, Vertical Double, Triple and Quattro Scissors			
82103	HD-execution	→ 4000 kg	
82104	"	4000 kg → 10 000 kg	
Horizontal Double Scissors			
82105	HD-execution	→ 4000 kg	
82106	"	4000 kg → 10 000 kg	

Lift table accessories

Scale chassis

The scale chassis is a truck handling chassis with built-in scale that can be fitted to EdmoLift's lift tables with capacities between 500-6,000 kg. The chassis increases the lifting tables total height by 200 mm and is fitted under the lift table. The scales come factory set with a pitch of 1 kg and the goods to be weighed are loaded from the lifting tables long or short side using a powered stacker or similar. The scales chassis comes complete with four load cells, scale display with mains and battery supplies.



Scales chassis for lift table

Circular turntable


The turntable is fitted on top of the lift table. Locking device is included and can be adapted according to customers' needs. The turntable can also be delivered recessed into a secondary platform, fitted to the main platform.



33258	Top-mounted turntable	1000 kg	Ø650 mm	
33259	Top-mounted turntable	1000 kg	Ø750 mm	
33260	Top-mounted turntable	2000 kg	Ø850 mm	
33262	Top-mounted turntable	2000 kg	Ø1150 mm	

Lifting eye bolts

Lifting eye bolts make it safer and easier to install and transport the lift table. Lifts the base frame through the platform. Some tables require a larger platform. Horizontal double scissor require two sets.



- ▶ Recommended for installation in pits

33960	4 x lifting eye bolts, max load up to → 4000 kg	
33960M20	4 x lifting eye bolts, max load from 4000 kg →	

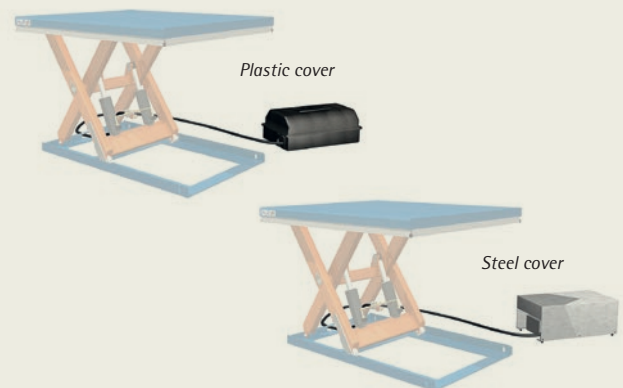
Rectangular turntable

The turntable is fitted on the platform and includes an inductive sensor to avoid trapping risks. The turntable has safety spacing and is electrically controlled so that the lift cannot be lowered if the turntable is not in the right position.



Rectangular turntable 1000 kg	
Rectangular turntable 2000 kg	

External power pack



34197	External hydraulic power pack without cover, 3 m hose	
82614	Extra hose external hydraulic pack, price/meter	

External power pack in plastic cover
The plastic cover provides good protection for the power pack. For units with sizes up to max H6-4

34846	Plastic cover for external hydraulic power pack, max. H6-4	
-------	--	--


External power pack with steel cover
Provides additional protection in exposed environments.

34696	Steel cover for external power packs. H2, H3, H4, H6-4, H6-7	
34695	" " " " H6-11, H8-11	
34694	" " " " H11-11	
515004	" " " " H11-30, H15-30	
35003	" " " " H15-20	
35948	" " " " H15-50	

Limit switch

The limit switch is adjustable and stops the lift at a pre-set height. Select the upper or lower limit, and whether there should be a function for passing the limit.

- ▶ When ordering, specify whether the switch should be for the upper or lower limit.
- ▶ If heights are notified when ordering, the lift table will be pre-set from the factory.
- ▶ Recommended for installation in pit.



33680	Limit switch CR, CL, CB upper or lower	
515146	Limit switch single, double, triple scissor up to 3,000 kg	
	Limit switch double horizontal scissor up to 6,000 kg	
32003	Limit switch single, double, triple scissor over 3,000 kg	
	Limit switch double horizontal scissors up to 6,000 kg	
34440	Limit switch TSL, TSE upper or lower	
33814	Limit switch TCB, TCL top or bottom	
35970	Limit switch TUB, CUB top or bottom	

Lift table accessories

Inspection hatch in platform

Suitable for pit-mounted tables with built-in power pack

- ▶ Recommended for installation in pits



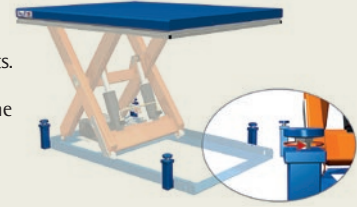
33975	Inspection hatch in platform	
-------	------------------------------	--

Mechanical Stop

Used to fix and remove load from the lift table when it is driven over in the bottom position and when adjusting the height to meet roller belts. Adjustable +40 mm. Some tables require extension of the platform.

Horizontal double scissors
Requires two sets.

- ▶ Recommended for installation in pits

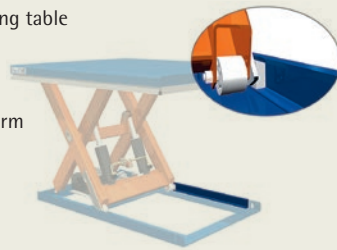


33900	Adjustable +40 mm	
-------	-------------------	--

Tipping protection

Caged wheels stabilise the lifting table and minimise the risk for the platform to hinge upward during incorrect loading.

- ▶ Recommended if the platform is extended.



32528	Tipping protection, max load up to → 4000 kg	
33929	Tipping protection, max load from 4000 kg →	

Mechanical locks

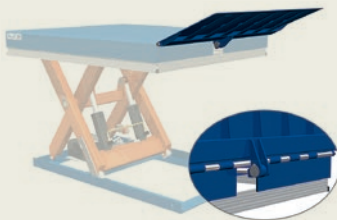
Lift tables located in the floor plan can be mechanically locked with hydraulic locking devices coming out from the platform which locks it so that heavy loads could run over the platform.



	Mechanical locks	
--	------------------	--

Loadflap manual / hydraulic

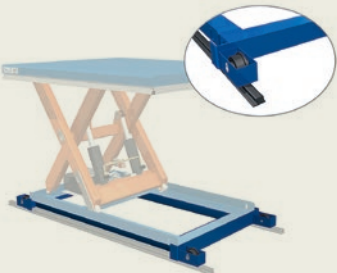
Used for bridging The gap between vehicle, loading dock or other storage area.



	Manual and hydraulic loadflaps	
--	--------------------------------	--

Rail running chassis

Used to eliminate level differences in a tracked transportation system. The equipment may be motor or manually propelled.

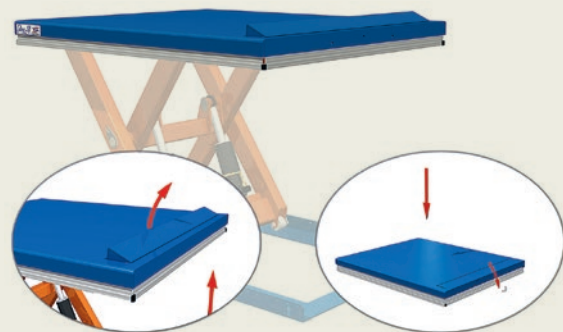


	Rail running chassis	
--	----------------------	--

Roll-off guard

Prevents the load rolling off the platform during loading or unloading. Roll-off guards can be supplied in manual or automatic versions. The automatic roll-off guard rises from the turntable when the lift table starts to elevate.

- ▶ Requires extension of the platform by 150 mm.



524818	Roll-off guard, automatic	Length	600 mm
524820	"	"	700 mm
524821	"	"	800 mm
524822	"	"	900 mm
524823	"	"	1000 mm
524824	"	"	1100 mm
524826	"	"	1200 mm
33837	Roll-off guard, manual	Length	600 mm
33838	"	"	800 mm
33839	"	"	1100 mm

Lift table accessories

Reinforced platform


A reinforced platform gives extra support to the lift table when driving over with forklift trucks and it prevents deformation.



82271	Thicker platform +2 mm, maximum thickness 8 mm	
34098	Reinforced platform for 5 tonne wheel pressure, increases the lift tables closed height by 100 mm. Mechanical stops need to be added.	

Roller conveyor

Roller conveyors are widely used in various production systems between locations. When calculating roller conveyors, the length and weight of the products must be stated. Also at which height the lift table must be to load and unload the roller conveyor.




608367	Roller conveyor 1,300x900 mm with two foldable stops 8 rollers, ø76 mm, c-c 150 mm	
611065	Roller conveyor 2000x900 mm with two foldable stops 13 rollers, ø76 mm, c-c 145.8 mm	
Roller conveyor, other sizes		

Guard rail with or without gate

Guard rails and gates are available in different sizes depending on the size of the lift table.


The guard rail and gate height is 1100 mm with a 150 mm high kick board fitted underneath. The gate can be fitted with a manual or electric lock. Recommended for tables that are used as working platforms. Remember to indicate which side the gate should be fitted. See page 62 for more information.



36370	Guard rail 40 x 40 mm with a kick-plate 150 mm	
32467	Guard rail 30 x 30 mm with a kick-plate 150 mm	
36412	Gate with latch - 40 x 40 mm state hinge side max width 1200 mm	
33969	Gate with latch - 30 x 30 mm state hinge side max width 1200 mm	
36412-1	Gate prepared for interlock installation	

Protective bellow, skirt and wire mesh


Bellow, skirt and mesh increase safety and protect the lift table from dust, dirt and debris in exposed environments. The bellow has to be fitted around the entire lift table, skirt and mesh can be fitted on either side. Requires an extended platform +75 mm on each side for fitting. Extension is not included in the price.



82280	Protective skirt, orange	
82682	Protective skirt, grey	
32466	Protective wire mesh, galvanised	
88337	Protective bellow PVC	

Non-slip platform

The tear plate platform provide the best anti-slip protection and is recommended for lift tables used outdoors. The chequered aluminium plate is screwed to the platform providing a non-slip, rust-protected surface.



4712	Tear plate platform	
4713	Chequered aluminium	

Pallet Positioner PL 2002

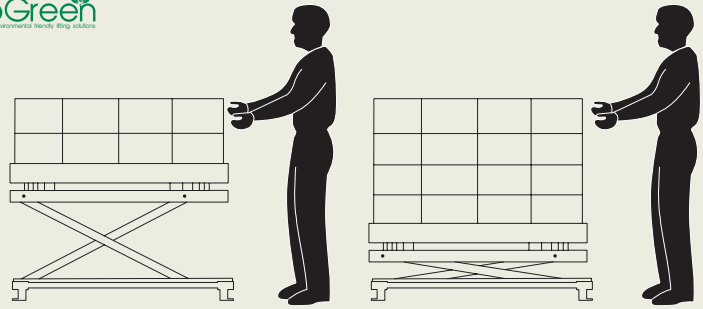


The pallet positioner features integrated turntable and automatic levelling, both up and down. The lift table does not require installation or a power source.

The pallet positioner features pneumatic bellows that can adjust their pressure to the load to be handled, so that the goods are always at the right picking height.

The 1,110 mm turntable holds a EUR-pallet that can be rotated simply and easily. This means that the operator does not need to bend or walk around the pallet to load or unload it.

The lift table handles weights between 150 and 2,000 kg, depending on the air pressure of the bellows.



Model	Art. no.	Capacity kg	Lift stroke mm	Lowest height mm	Length mm	Width mm	Total height mm	Rotating turntable Ø mm	Weight kg pack. incl.	Note
PL 2002	86944	150 - 2000	464	241	1110	1110	705	1110	200	Pneumatic with automatic raising/lowering depending on loading.

Accessories - PL 2002

86946	Truck handling chassis, adjustable height	
-------	---	--

Height = 50 mm, total height = 755 to 825 mm

87132	Protective bellow	
-------	-------------------	--

EdmoLift PALLET BUDDY



Our PALLET BUDDY for fully automated stacking and destacking of pallets is completely electrically powered and easy to install.

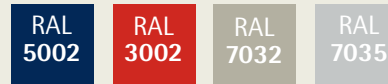
You can place it anywhere near a 230V electric socket. You instantly get efficient and flexible pallet handling - if the pallet flow changes, you can easily move your PALLET BUDDY to a new place. The PALLET BUDDY is equipped with a Siemens S7-1200 control unit and an actuator from LINAK.

You can insert and remove pallets with the aid of a pallet trolley, stacker or regular forklift truck. All handling takes place at floor level. It is also possible to insert or remove an entire stack of pallets directly from PALLET BUDDY - without using a forklift truck.

PALLET BUDDY can be ordered for handling pallets in cold storage rooms with temperatures as low as - 25°C (accessory).

COLOURS

In its standard version, the PALLET BUDDY is delivered in RAL 5002 (dark blue), you can choose another colour indicated below free of charge.



- ▶ 100% electric, no compressed air is used.
- ▶ Environmentally friendly, operates silently.
- ▶ Easy installation.
- ▶ Stacks up to 25 pallets.



Art. no.	Model	Pallet dimensions, mm	Lift capacity, kg	Number of pallets	Note
88071	PB 15	1200x800x150	500	15	
88172	PB 15S	1200x1000x150	500	15	
88173	PB 25	1200x800x150	700	25	
88174	PB 25S	1200x1000x150	700	25	

Accessories for PALLET BUDDY

Truck protection

The truck protection is 10 mm steel and is used as an additional protection for the pallet magazine. The truck protection is supplied in pairs and are bolted to the floor in front of the machine. This solution is recommended in operations where the pallets are often handled with a forklift truck.

88064	Truck protection	
-------	------------------	--



Safety frame gate for 15 pallet magazine

The safety frame is mounted on the pallet magazine's protective superstructure for extra safety. The pallet magazine can only be operated when the safety frame is closed and locked with a safety switch. The safety frame covers the front on the right part of the pallet magazine and reaches from the top of the protective superstructure to the level of the second pallet calculated from floor level.

The safety frame is of the same type that is mounted on the pallet magazine for 25 pallets.

88063	Safety frame	
-------	--------------	--



Stop block

A stop block is a perfect accessory when the pallet magazine is to handle pallets where the underlying pallet is transverse relative to the pallet trolley.

When the pallet trolley is pulled out the stop block keeps the pallet in the pallet magazine.

The stop block is installed in front of the sensors in the front edge of the pallet magazine, one on each side.

88068	Stop block	
-------	------------	--



Pallet handling in cold areas

The pallet magazine is adapted with an actuator which is adapted for temperatures down to -25°C.

88067	Pallet handling in cold areas	
-------	-------------------------------	--



Accessories for PALLET BUDDY

Maximum indicator

A sensor that detects when the pallet magazine is loaded at a pre-installed level. If the pallet magazine needs to stay at a certain level for example at 12 pallets, a maximum indicator is fitted on the protection superstructure. When the maximum indicator is activated the whole stack of pallets is put down onto the floor automatically. The pallet stack is then ready for picking up with e.g. a pallet trolley or forklift truck. The operation can also be operated manually from the control panel.

88065	Maximum indicator	
-------	-------------------	--



Light tower with maximum indicator

The light tower includes a sensor that detects when the pallet magazine is loaded at a pre-installed level. If the pallet magazine needs to stay at a certain level for example at 12 pallets, a light tower with a maximum indicator is mounted on the protection superstructure. When the maximum indicator is activated the light begins to light up and the whole pallet stack is put down onto the floor automatically. The pallet stack is then ready for picking up with for example a pallet trolley or forklift truck. The operation can also be operated manually from the control panel.


88066	Light tower with maximum indicator	
-------	------------------------------------	--



Switch disconnecter


With a switch disconnecter it is possible to break the power supply directly at the pallet magazine. It is also possible to lock the switch disconnecter for extra safety for service work for example. The switch disconnecter is positioned under the main supply.

88069	Switch disconnecter	
-------	---------------------	--



Order accessories when ordering PALLET BUDDY

- ▶ Accessories must be ordered before the pallet magazine is delivered
- ▶ Only the accessory truck protection can be retrofitted.



Scissor lift trolleys

Swedish-made trolleys and work tables. Single and double scissors, with capacity up to 1,000 kg with foot pump or battery operation (charger included). Large easy-rolling wheels with double brakes on the swivelling wheels.

- ▶ C-tables are our affordable options and come in standard design with a range of accessories
- ▶ See page 81-87 for stainless alternatives



Scissor lift trolleys

Model	Art. no.	Capacity kg	Maximum height mm	Lowest height mm	Length mm	Width mm	Platform LxW mm	Height adjustment Power	Battery	Weight kg pack. incl.	Note
▶ TZ 303	521443	300	930	330	1180	650	900 x 600	footpump	–	90	
▶ TZ 503	521444	500	930	330	1180	650	900 x 600	footpump	–	90	
	22030	500	930	330	1180	650	900 x 600	0,8 kW	12V 24Ah	115	
▶ EZ 1001B	610490	1000	900	300	1190	800	900 x 800	0,8 kW	12V 28Ah	190	
▶ TZD 203	521445	200	1620	450	1180	650	900 x 600	footpump	–	115	
	22032	200	1620	450	1180	650	900 x 600	0,8 kW	12V 24Ah	125	
	EZD 500B	500	1515	415	1190	800	900 x 800	0,8 kW	12V 28Ah	290	

Scissor lift trolleys C series - affordable lift trolleys. Single and double scissors, 200-500 kg

C-model	Art. no.	Capacity kg	Maximum height mm	Lowest height mm	Length mm	Width mm	Platform LxW mm	Height adjustment	Weight kg pack. incl.	Note
▶ CZ 203	524674	200	930	330	1180	650	900 x 600	footpump	90	
▶ CZ 503	521448	500	930	330	1180	650	900 x 600	footpump	90	
▶ CZD 203	521449	200	1620	450	1180	650	900 x 600	footpump	115	



▶ = normally kept-in-stock products for quick delivery

Work Positioner - WP ONE

The WP ONE has been masterfully designed to fit the most common and important usage areas and at the same time be offered at a very low price. The WP ONE allows the operator to place, position, move and remove the load in a simple, safe and sturdy fashion. The WP ONE comes with the best-selling wooden platform, made of marine plywood, and has countless areas of usage in almost any setting. The WP ONE is delivered in one single cardboard box. You just take it out, follow the few simple steps in the quick guide and you have your WP ONE up and running in no time. We keep the WP ONE in storage, always ready for instant delivery!

BOX CONTENT

- ▶ Mast with motor
- ▶ Handle with control unit
- ▶ Wooden platform
- ▶ Legs
- ▶ Charger
- ▶ Assembly kit for easy self-assembly with 12 fasteners
- ▶ User manual
- ▶ Quick guide



Handle with control unit

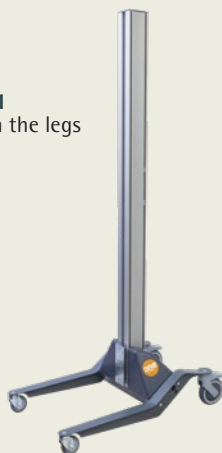
Model	Art. no.	Capacity kg	Max platform height mm	Lowest height mm	Length mm	Width mm	Height mm	Platform LxW mm	Lift time mm/sec	Batteries	Charger	Weight kg	Note
▶ WP ONE	89503	70	1505	120	846	379	1700	434 x 418	125	24V 7,2Ah	2A/24V	30	

Price includes: Charger and wooden platform (LxW 434x418 mm).

Lift capacity valid for evenly distributed load.

Get started in three easy steps

STEP 1
Attach the legs



STEP 2
Attach the handle




STEP 3
Attach the platform and the WP ONE is ready to go



Tools and options - WP ONE


Wooden platform (included)

Dimensions LxW 434x418 mm.



Reel mandrel

Length 500 mm, 40x40 mm.



Art. no.: 614744 **WP ONE**

Canister tipper 25 liter

Designed for standard size 15, 20 and 25 liter canisters. The canister is attached to the carrying handle with a hook. Lifts and rotates the canister to empty its content. Rotation 360° with adjustable interval of 30° or 90°. Lift capacity 40 kg.



Art. no.: 89481 **WP ONE**



Work Positioners - WP by EdmoLift



POWERFUL WORK POSITIONERS DESIGNED FOR HEAVY LIFTING

The Swedish-made lift trolleys in the WP by EdmoLift series have been developed to provide the operator with the opportunity to easily lift, transport, and position heavy objects, all under perfect ergonomic conditions. With lift capacities up to 200 kgs, the powerful lift trolleys in the new WP by EdmoLift series have many areas of usage while the design of the trolleys entails unbeatable mobility and ergonomics. With the many accessories available, the WP by EdmoLift series offers you the market's most universal and solid lift trolleys that can be easily adjusted to fit your needs.

MAST AND LIFT FUNCTION

The mast is made up of anodised aluminium with a steel sledge with precision ball bearings, the

lifting trolleys are fitted with strong energy-efficient 24VDC motors and powered by a steel reinforced belt that does not need any special maintenance.

CONTROL UNIT

The lift trolleys are fitted with soft start and stop for safe and precise load handling, they are easy to use with a distinct button on the control unit.

SAFETY

All parts are shielded. The lift has overload protection and safety circuit. The lifters are supplied with a smart charger which automatically stops charging the battery once it is fully charged.

PRODUCT FEATURES

- ▶ The market's fastest lifting speed – 125 mm/sec
- ▶ Outstanding manoeuvrability
- ▶ Soft start and stop
- ▶ Silent operation
- ▶ Wide range of tools and options such as platforms, canister tippers, v-cradles and control units.
- ▶ Operationally reliable - steel reinforced belt instead of chain
- ▶ See page 81-87 for stainless alternatives



Easy to use control unit with battery indicator

Work Positioners - WP by EdmoLift

► Other leg frames are available upon request.



WP 130

WP 130EM

WP 200

WP 200EM

Model	Art. no.	Capacity kg	Max platform height mm	Lowest height mm	Length mm	Width mm	Height mm	Platform LxW mm	Lift time mm/sec	Batteries	Charger	Weight kg	Note
WP 130	87674-BE	130	1745	105	845	532	1915	500 x 500	125	24V 9Ah	2A/24V	61	
WP 130EM	87675-BE	130	2145	105	845	532	2315	500 x 500	125	24V 9Ah	2A/24V	63	
WP 200	87677-BE	200	1735	95	845	532	1965	500 x 500	125	24V 9Ah	3A/24V	65	
WP 200EM	87678-BE	200	2135	95	845	532	2365	500 x 500	125	24V 9Ah	3A/24V	67	

Prices include: Charger and platform in painted aluminium 614773. When selecting a different tool, the price for the included tool is deducted from the total price.

Lift capacity valid for evenly distributed load. All models can be delivered in conductive execution.

Tools and accessories for Work Positioners - WP by EdmoLift

Platform in painted aluminium

Standard platform, dimensions LxW 500x500 mm, available in other dimensions.



Art. no.: 614773 WP 130 WP 200

Platform in painted steel


Dimensions LxW 500x500 mm, available in other dimensions.



Art. no.: 614769 WP 130 WP 200

Platform in stainless steel

Dimensions LxW 500x500 mm, available in other dimensions.




Art. no.: 614768 WP 130 WP 200

Tools and accessories for Work Positioners – WP by EdmoLift

Reel mandrel

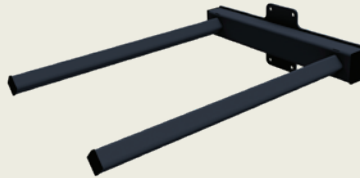
Length 500 mm, 40x40 mm, available in other dimensions.



Art. no.: 614744 **WP 130** **WP 200**

Twin mandrel

Length 500 mm, c-c 350 mm, available in other dimensions.



Art. no.: 614784 **WP 130** **WP 200**

Jib arm


Length 600 mm, lift capacity varies depending on load's position, available in other dimensions.



Art. no.: 614746 **WP 130** **WP 200**

Lifting fork

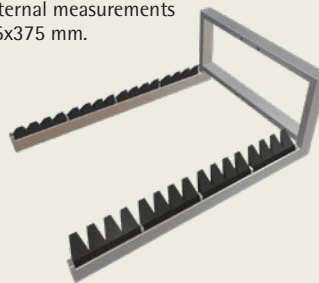
Internal measurements LxW 600x375 mm, available in other dimensions.



Art. no.: 614782 **WP 130** **WP 200**

Lifting fork KLT


For KLT containers with narrow receiving edge. Internal measurements LxW 585x375 mm.



Art. no.: 87416 **WP 130**

Plastic platform


Dimensions LxW 495x495 mm, available in other dimensions.



Art. no.: 87364 **WP 130**

Plastic platform with 3 load rollers


Dimensions LxW 495x495 mm, also available with wooden platform.



Art. no.: 87366 **WP 130**

Platform in stainless steel + V-cradle


Platform in stainless steel, V-cradle made of plastic LxWxH 340x290x80 mm, max. width of reel Ø600 mm, lift capacity 90 kg.



Art. no.: 87412 **WP 130**

Reel mandrel with front roller and V-cradle


Max. width of reel Ø600 mm, lift capacity 60 kg



Art. no.: 87371 **WP 130**

Fixed V-cradle

For long reels, dimensions V-cradle LxW 400x700 mm, lift capacity 100 kg.



Art. no.: 87725 **WP 130**

Flex unit base

The two sledges are steplessly adjustable to fit the width of the object that needs to be handled. Reel mandrels, lifting forks and crane arms are mounted on the base unit, not included in the price. Max. width 588 mm, min. width 210 mm. Lift capacity 100 kg.



Art. no.: 89569 **WP 130**

Quick release bracket

Part for the sledge and part for the tool



87798 & 87797

Part for sledge, art. no.: 87798 **WP 130**

Part for tool, art. no.: 87797 **WP 130**

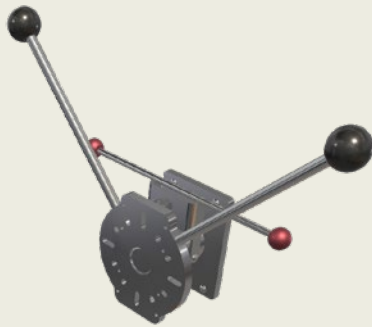
Part for sledge, art. no.: 89376 **WP 200**

Part for tool, art. no.: 89375 **WP 200**

Tools and accessories for Work Positioners - WP by EdmoLift

Manual turning unit

Makes fixed tools rotatable. Rotation 360° with adjustable interval of 30° or 90°. Desired tool is mounted on the turning unit, not included in the price. Lift capacity 60 kg.



Art. no.: 89477 WP 130

Canister tipper 60 liter

Designed for standard size 60 liter canisters. The canister is attached to the carrying handle with a hook. Lifts and rotates the canister to empty its content. Rotation 360° with adjustable interval of 30° or 90°. Lift capacity 80kg.



Art. no.: 89568 WP 130

Bucket and drum handler

Lifts odd size drums, buckets and cans, min Ø200 mm, max Ø400 mm. Can also handle square items depending on the specific object. Automatic retracting lashing strap which is tightened by pulling the handle by the lashing strap. Rotation 360° with adjustable interval of 30° or 90°. Lift capacity 50 kg.



Art. no.: 89480 WP 130

Control unit

With buttons in the handle, vertically adjustable.



Art. no.: 87733 WP 130 WP 200

Control unit

With spiral cable, dual speed 125 or 60 mm/second.



Art. no.: 87730 WP 130 WP 200

Arrow and stickers

For level adjustment, the arrow is fixed on the sledge and the stickers on the mast, used for quick height indication.



Art. no.: 87734 WP 130 WP 200

More tools (only compatible with other types of WP)

Reel handler

Rotatable 90°, swing ±15°, for reels with cores of 3" (76 mm), max Ø800 mm, max. length of reel 500 mm, lift capacity 80 kg.



Exchangeable battery with quick swap

Includes wall mounted charger station and two batteries 24V/9Ah.

Work Positioners with electrical tools

We also offer Work Positioners with motorized grip, rotation and expansion that are available for various applications and can be equipped with different types of grippers depending on the application. Contact EdmoLift for more information.



Drum turner 87924 with motorized grip and rotation



Lifting solutions in stainless steel

– FOR AGGRESSIVE ENVIRONMENT AND HIGH REQUIREMENTS OF CLEANING



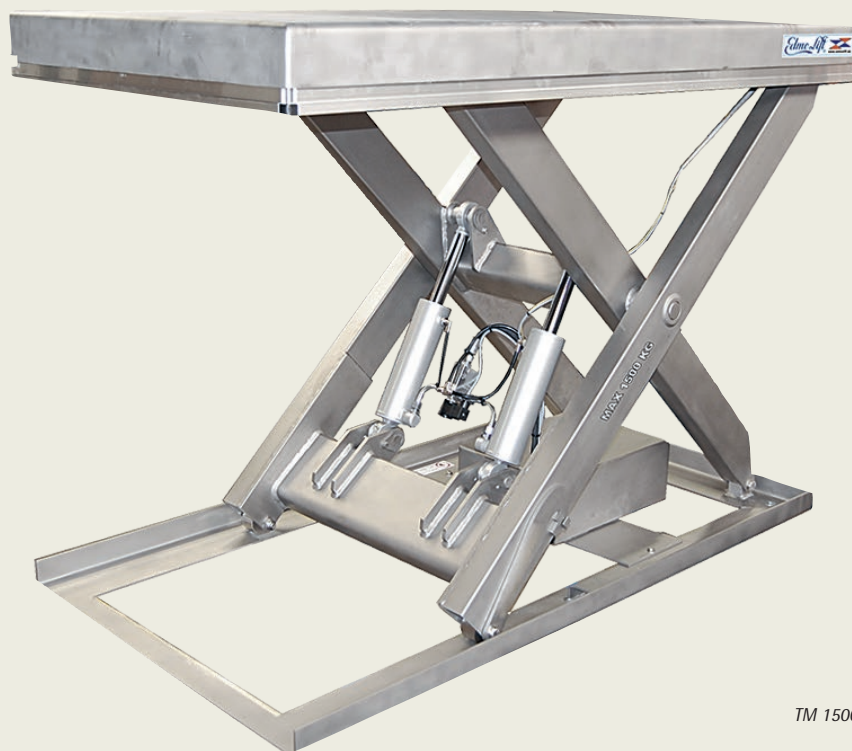
EdmoLift's stainless lift tables, work positioners and other lifting solutions are highly suitable for use in industries that set high requirements of hygiene, such as chemical, food, slaughtering and pharmaceutical industries.

The lift tables are corrosion resistant and withstand harsh environments and the use of aggressive cleaning products.

Stainless lift tables are often used in wet areas because of the production process or due to cleaning. In these conditions we recommend that the hydraulic power pack is placed in a protected area such as on the other side of a nearby wall. If these recommendations unnecessary downtime will be avoided in the future.



Stainless steel single scissors



TM 1500SS

Our stainless lift table is made of material with high quality. The platform, base frame and scissors are stainless, in accordance with standard AISI 304/EN 1.4301 (SS 2333). A steel with very high corrosion resistance.

Axles, wheels and bolts are stainless, in accordance with standard AISI 303 / EN 1.4305. A steel with high corrosion resistance.

Nipples and pipes are of electro-zinc plated standard quality.

Wheels of stainless steel / polyurethane.

As standard cylinder type 2 are included with extra surface treatment, piston rod in stainless steel. The piston tube is sandblasted, primed and painted with two coats of polyurethane 2-component paint.

Nipples are electro-zinc plated.

QUOTES PROVIDED FOR SELECTABLE CYLINDERS

Cylinder type 1: regular surface treatment with polyurethane 2-component paint. Nipples are electro-zinc plated.

Cylinder type 3 in stainless steel: cylinder of AISI 316/EN 1.4401 (SS 2347), piston rod of AISI 329/EN 1.4460, cylinder tube in AISI 420/EN 1.4031, nipples of AISI 316/EN 1.4401 (SS 2347).

TECHNICAL SPECIFICATIONS

Stainless lift tables are often used in wet areas because of the production process or due to cleaning. In these conditions we recommend that the hydraulic power pack is placed in a protected area e.g. on the other side of a nearby wall. If these recommendations unnecessary downtime will be avoided in the future.

AS STANDARD ALL STAINLESS STEEL LIFT TABLES ARE EQUIPPED WITH:

- ▶ Pressure compensating lowering valve
- ▶ Safety trip bar on all sides
- ▶ Maintenance safety bars for service
- ▶ Power supply: 3 x 415 V/50Hz + earth + 0
- ▶ Control voltage 24 V DC
- ▶ Electric box: IP 65
- ▶ Switches: IP 65
- ▶ Motor: IP 54
- ▶ Filter system: Filter on oil tank and on oil return side
- ▶ Noise level: 50-52 dB
- ▶ The products are CE marked and conform to the basic requirements of the lifting table standard EN 1570-1

Model	Art. no.	Capacity kg	Lift stroke mm	Lowest height mm	Length mm	Width mm	Lift time sec	kW	Weight kg pack. incl.	Note
TR 500SS	612253	500	550	160	900	650	11	0,37	115	
TL 1000SS	612254	1000	830	180	1300	650	18	0,75	160	
TL 2000SS	612255	2000	820	230	1300	800	27	0,75	240	
TM 1500SS	612256	1500	1100	230	1700	900	27	0,75	315	



TLD 1000SS

Stainless steel vertical double scissors

A lift table with several scissors units mounted vertically makes it possible to achieve a higher lift movement than is possible with a single scissor.

Model	Art. no.	Capacity kg	Lift stroke mm	Lowest height mm	Length mm	Width mm	Lift time sec	kW	Weight kg pack. incl.	Note
TRD 500SS	612257	500	1100	270	900	650	18	0,37	140	
TLD 1000SS	612258	1000	1600	375	1300	800	30	0,75	310	



TUB 1000SS

Low profile lift tables in stainless steel

EdmoLift's stainless lift table TUB 1000 has a very low profile, which makes pit mounting superfluous. With a regular pallet trolley, the pallet can easily be loaded directly on the U-shaped platform. The lift tables can easily be moved for cleaning or for reorganising in the production. Our series of low profile lift tables is specially adapted for load pallets. The TCB tables have a solid platform.

Model	Art. no.	Capacity kg	Lift stroke mm	Lowest height mm	Length mm	Width mm	Lift time sec	kW	Weight kg pack. incl.	Note
TCB 1000SS*	612259	1000	715	85	1500	800	12	0,75	260	
TUB 1000SS*	612260	1000	715	85	1450	1085	12	0,75	235	

*External hydraulic power pack in cover

Stainless Steel Work Positioners



STAINLESS STEEL WORK POSITIONERS DESIGNED FOR FOOD AND PHARMA INDUSTRY

The lifting trolleys in the stainless steel series effectively handle weights of up to 300 kg and is designed with the best ergonomics and flexibility in mind. The entire series can be specially adapted to suit your specific needs.

The models WP 90 SS, 200 SS and 300 SS are designed in AISI 304 stainless steel and are IP66 classified, which makes them completely immersible. The WP 70 SS models are semi-stainless with mast in aluminium, leg and handle in stainless steel. These models cannot be flushed.

The products are designed for use in confined spaces. By handling heavy loads with a lifting motion where as little muscle power as possible is used, the risk of injuries caused by repetitive lifting, moving and handling of heavy objects is minimised.

The lifting trolleys in the stainless series distinguish themselves with its versatile adaption options, robust design and outstanding manoeuvrability.

CONTROL UNIT

WP 90 SS, 200 SS and 300 SS models are equipped with gentle start and soft as well as control unit with two speeds. WP 70 SS has the same control unit as the lifts in the commando series and provides easy access from all sides of the lift.

MAST AND LIFT FUNCTION

The mast has a steel sledge with precision ball bearings, the lifting trolleys are fitted with strong energy-efficient 24VDC motors and powered by a steel reinforced belt that does not need any special maintenance.

SAFETY

All parts are shielded. The lift has overload protection and safety circuit. The lifters are supplied with a smart charger which automatically stops charging the battery once it is fully charged.

PRODUCT FEATURES

- ▶ Electro polished stainless steel and semi-stainless models
- ▶ The market's fastest lifting speed – 125 and 270 mm/second
- ▶ Outstanding manoeuvrability
- ▶ Soft start and stop
- ▶ Silent operation
- ▶ Wide range of tools and options such as platforms, reel handlers, v-cradles, control units and leg frames.
- ▶ Operationally reliable – steel reinforced belt instead of chain.
- ▶ Two lifting speeds, WP 90 SS, 200 SS and 300 SS



Control unit for WP 70 SS models



Control unit for WP 90 SS Q, 200 SS models

Stainless steel work positioners

► Other leg frames are available upon request.



WP 70 SS



WP 90 SS Q



WP 200 SS

Model	Art. no.	Capacity kg	Max platform height mm	Lowest height mm	Length mm	Width mm	Height mm	platform LxW mm	Lift time mm/sec	Batteries	Charger	Weight kg	Note
WP 70S SS*	87686	70	1051	101	747	560	1217	495 x 495	125	24V 7,2Ah	1,8A/24V	29	
WP 70 SS*	87687	70	1346	101	747	560	1512	495 x 495	125	24V 7,2Ah	1,8A/24V	30	
WP 70EM SS*	87688	70	1746	101	747	560	1912	495 x 495	125	24V 7,2Ah	1,8A/24V	32	
WP 90S SS Q	87761	90	1015	128	746	550	1221	495 x 495	125/270	24V 9Ah	1,8A/24V	41	
WP 90 SS Q	87689	90	1304	128	746	550	1516	495 x 495	125/270	24V 9Ah	1,8A/24V	44	
WP 90EM SS Q	87690	90	1710	128	746	550	1918	495 x 495	125/270	24V 9Ah	1,8A/24V	47	
WP 200S SS	87679	200	1280	80	899	550	1610	500 x 400	125	24V 18Ah	1,8A/24V	67	
WP 200 SS	87680	200	1650	80	899	550	1980	500 x 400	125	24V 18Ah	1,8A/24V	71	
WP 200EM SS	87681	200	2080	80	899	550	2410	500 x 400	125	24V 18Ah	1,8A/24V	76	
WP 300 SS	87682	300	1415	126	1120	580	1970	600 x 600	125	24V 18Ah	3A/24V	105	
WP 300EM SS	87683	300	1765	126	1120	580	2320	600 x 600	125	24V 18Ah	3A/24V	115	

Charger included. All models can be delivered in conductive execution.
*Semi-stainless, most in aluminium
Lift capacity valid for evenly distributed load.

The prices include: plastic platform 87796 for WP 70 SS and WP 90 SS, platform in stainless steel 87613 for WP 200 SS and platform in stainless steel 87892 for WP 300 SS. When selecting a different tool, the price for the included tool is deducted from the total price.

Tools and accessories for stainless steel Work Positioners

Platform in stainless steel

Dimensions LxW 500x500 mm (WP 300 LxW 570x380 mm), available in other dimensions.



Art. no.: 87793 WP 70 WP 90
Art. no.: 87613 WP 200
Art. no.: 87620 WP 300

Plastic platform


Dimensions LxW 495x495 mm, available in other dimensions.



Art. no.: 87796 WP 70 WP 90

Plastic platform with 3 load rollers

Dimensions LxW 495x495 mm.



Art. no.: 87794 WP 70 WP 90

Tools and accessories for stainless steel Work Positioners

Flex unit base

The two sledges are steplessly adjustable to fit the width of the object that needs to be handled. Reel mandrels, lifting forks and crane arms are mounted on the base unit, not included in the price. Max. width 588 mm, min. width 210 mm. Lift capacity WP 70=50 kg, WP 90=70 kg.



Art. no.: 89569 **WP 70** **WP 90**

Reel mandrel

Length 500 mm, Ø60 mm, available in other dimensions. Customized length for WP 300, max. 800 mm.



Art. no.: 87792 **WP 70** **WP 90**

Art. no.: 87616 **WP 200**

Art. no.: 87898 **WP 300**

Twin mandrel

Length 500 mm, c-c 250 mm (WP 200 c-c 300 mm), available in other dimensions.



Customized dimensions for WP 300, max. LxW 800x600 mm

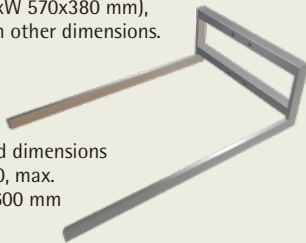
Art. no.: 87790 **WP 70** **WP 90**

Art. no.: 87617 **WP 200**

Art. no.: 87900 **WP 300**

Lifting fork

Internal measurements LxW 585x375 mm (WP 200 LxW 570x380 mm), available in other dimensions.



Customized dimensions for WP 300, max. LxW 800x600 mm

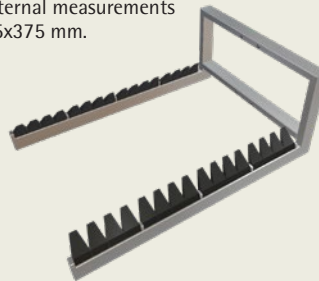
Art. no.: 87787 **WP 70** **WP 90**

Art. no.: 87614 **WP 200**

Art. no.: 87901 **WP 300**

Lifting fork KLT

For KLT containers with narrow receiving edge. Internal measurements LxW 585x375 mm.



Art. no.: 87416 **WP 70** **WP 90**

Reel mandrel with front roller and V-cradle

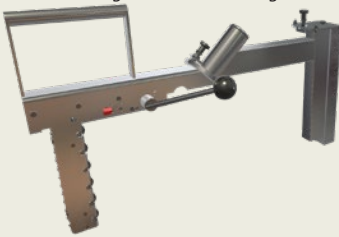
Max. width of reel Ø600 mm, lift capacity WP 70=30 kg, WP 90=60 kg.



Art. no.: 87788 **WP 70** **WP 90**

Reel handler


Rotatable 90°, swing ±15°, for reels with core of 3" (76 mm), max. Ø900 mm, max. length of reel 500 mm, lift capacity WP 80 and 90 = 50 kg, WP 130 = 80 kg, WP 200 = 100 kg.



Art. no.: 87618 **WP 90** **WP 200**

Jib arm with lifting hook

Length 600 mm, swing ±15° (WP 200 and WP 300 has no swing), Lift capacity depends of position of load. Available in other dimensions.



Art. no.: 87723 **WP 90**

Art. no.: 87619 **WP 200**

Art. no.: 87935 **WP 300**

Exchangeable battery with quick swap

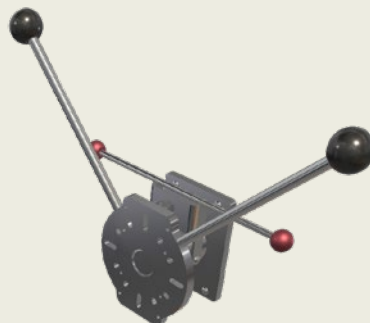
Includes wall mounted charger station and two batteries 24V/9Ah.



Art. no.: 87759 **WP 200**

Manual turning unit

Makes fixed tools rotatable. Rotation 360° with adjustable interval of 30° or 90°. Desired tool is mounted on the turning unit, not included in the price. Lift capacity 60 kg.



Art. no.: 89477 **WP 70** **WP 90**

Tools and accessories for stainless steel Work Positioners

Quick release bracket

Part for the sledge and part for the tool

- Start kit*, art. no.: 89129 **WP 70**
- Part for tool, art. no.: 89130 **WP 70**
- Part for sledge, art. no.: 87798 **WP 90** **WP 130**
- Part for tool, art. no.: 87797 **WP 90** **WP 130**
- Part for sledge, art. no.: 89376 **WP 200**
- Part for tool, art. no.: 89375 **WP 200**

*includes two quick release bracket (89130) part for tool and one quick release part for sledge




87798 & 87797

The bracket for WP 70 has another design

Mandrel enlarger

For handling of reels with a core of 6" (152 mm), quick release bracket, fits reel rotator 87618. Other model available for reels with 10" (254 mm) core.



Art. no.: 87627 **WP 90** **WP 200** **WP 300**

Work Positioners with electrical tools

We also offer stainless steel Work Positioners with motorized grip, rotation and expansion that are available for various applications and can be equipped with different types of grippers depending on the application.

Contact EdmoLift for more information.



Reel handler 87923 with motorized expansion and rotation



Drum turner 87924 with motorized grip and rotation

NEO 30, BY EDMOLIFT

The NEO 30 is a battery-driven, mobile lifting device. Just attach the swivel to an overhead crane or an eyebolt in the ceiling and the NEO 30 is ready to use. It can handle goods up to 30kg, moving them safely and precisely with the help of the operator's hand. In other words, it can be described as an extension of the human arm.

- ▶ Fast and easy to install
- ▶ Battery-driven
- ▶ Mobile, easy to move around between different working stations
- ▶ A wide range of standard end effectors
- ▶ Lifts goods up to 30 kg with minimum effort
- ▶ Safe and precise, provides users with ergonomic lifting
- ▶ Quick connections for fast and simple change of end effectors



The complete package includes:

- ▶ NEO 30
- ▶ Swivel
- ▶ Adapter
- ▶ Charger
- ▶ Two batteries
- ▶ Standard hook
- ▶ Product manual




Model	Art.no.	Capacity kg	Lift stroke mm	Width mm	Height mm	Depth mm	Lift time mm/sec	Batteries	Charger	Weight kg	Note
NEO 30	89349	30	1400	132	410	121	250-500*	14,4V 5Ah	1,67A/24V	7.5	

Suspension setup must support a force of at least 700 N.
*Depending on load.

Number of lifts = 200-500 per charge, depending on load and lift stroke.

Three easy steps to start using NEO 30



End effectors - NEO 30

Please note that maximum lifting capacities for end effectors with magnet, vacuum or clamping can be reduced depending on the shape and contact surface of the load. All end effectors have a maximum capacity of 30 kg, including the end effectors own weight.

Canister Hook

Makes lifting objects with drum handles easier. Optimized design for a quick and easy grip and release of drum handles.



89350	Weight 0.7 kg, height 210 mm, width 70 mm, depth 100 mm	
-------	---	--

Single Vacuum

Lift and push down the lever to create a vacuum between the cup and object. The end effector will indicate if the cup is not secure enough by the red gauge on the lever. Depending on how you connect the end effector, you can either have it in a tilted or fixed position which can easily be changed.

- ▶ 2x the weight of the load must be tested before use to make sure the contact surface is sufficient.



89352	Weight 1.2 kg, height 250 mm, vacuum cup Ø150 mm	
-------	--	--

Scissor Clamping

A mechanical construction automatically switches between gripping and releasing when pushing down the end effector towards the load. The heavier the load, the more gripping force is applied by the end effector. The scissor arms can be manually adjusted to lift objects between 270-500 mm. The scissor clamping end effector is designed to minimize the pinching risk.

- ▶ The load can have a surface larger than the gripping pads.



89354	Weight 3.6 kg, height 240 mm, depth 125 mm, gripping pad height 55 mm, gripping pad depth 120 mm	
-------	--	--



Productivity Hook

The locking spring increases the safety of the Productivity Hook and the lever that is integrated with the locking spring makes releasing the goods easier and more ergonomic.



89351	Weight 0.7 kg, height 175 mm, width 120 mm, depth 75 mm	
-------	---	--

Dual Vacuum

Lift and push down the two levers to create a vacuum between the cups and object. The end effector will indicate if either of the cups is not secure enough by the red gauge on the levers. Depending on how you connect the end effector, you can either have it in a tilted or fixed position which can easily be changed.

- ▶ 2x the weight of the load must be tested before use to make sure the contact surface is sufficient.




89353	Weight 1.4 kg, height 115 mm, width 345 mm, vacuum cup Ø120 mm	
-------	--	--


Magnet

Small and light weight magnet. Suitable for handling steel bars, disks and plates, etc. Designed to maximize operator safety and efficiency due to the easy On/Off lever. The magnet does not require a power supply.

- ▶ 2x the weight of the load must be tested before use to make sure the contact surface is sufficient.



89355	Weight 2.5 kg, magnet height 71 mm, magnet width 60 mm, magnet length 84 mm	
-------	---	--

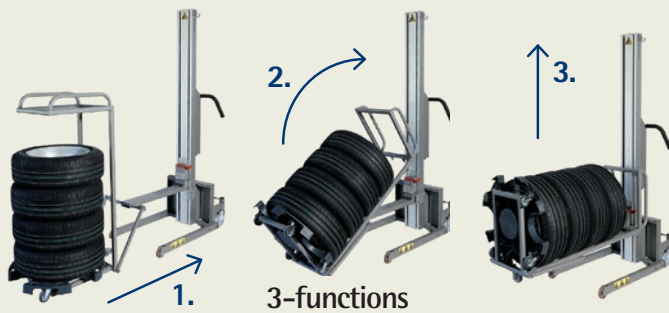


Work Positioners for efficient handling of wheels

- ▶ Good ergonomics
- ▶ Higher working capacity
- ▶ Safe lifting

Wheel Lifter

The Wheel Lifter is designed for best ergonomics and efficiency when heavy wheels are to be lifted in or out of pallet racks. The lifter handles four wheels. The accessory Wheel Trolley is used to smoothly roll the wheels over the floor.



Model	Art.no.	Capacity kg	Lift height mm	Length mm	Width mm	Height mm	Lift time mm/sec	Batteries	Charger	Weight kg	Note
WP 130WL	88270	130	1710	1350	510	1990	125	24V 9Ah	2A/24V	80	

Wheel Mounting Lifter

The Wheel Mounting Lifter is designed for best ergonomics and efficiency when heavy wheels are to be mounted onto a vehicle. Loading wheels directly onto the forks makes it possible to rotate the wheels on the integrated load rollers to find the correct position for the wheel bolts. Two tires can be lifted at a time. The accessory Wheel Trolley makes it possible to lift a stack of 4 wheels directly from the floor to an ergonomic working height.



Model	Art.no.	Capacity kg	Lift height mm	Length mm	Width mm	Height mm	Lift time mm/sec	Batteries	Charger	Weight kg	Note
WP 130WM	88269	130	1235	750	750	1350	125	24V 9Ah	2A/24V	49	

Wheel Trolley - accessory

Used for easy wheel handling. The Wheel Trolley is designed to be used with the Wheel Lifter and the Wheel Mounting Lifter.



Art.no.	Accessory	Fits	Note
88282	Wheel Trolley, handles 4 wheels, one package contains 6 pcs of Wheel Trolleys.	WP 130WL, WM	

AIR - work off the ground safely and easily



AIR is a compact mobile work platform in a modern design.

AIR is easy to use, it rolls freely and easily passes through a standard doorway. This work platform works well in tight spaces and can lift a person with tools and load up to working heights of 5 metres.

AIR minimises the risks of working from long ladders, stepladders, etc. The product is ideally suited for public areas such as hospitals, shopping centres, stores and offices, but also works well in engineering and production facilities.

AIR 2950MA is powered and operated easily from the basket with a joystick at up to 4 km/h in the lowered position and 2 km/h in the raised position. You can slide AIR 2950PA around easily by hand.

- ▶ Easy to use
- ▶ Passes through a standard doorway
- ▶ Stylish design that blends in with its surroundings
- ▶ High lift height
- ▶ Non-slip floor on platform
- ▶ Easy to manoeuvre
- ▶ Lockable main power switch
- ▶ Unloading Tray for tools and materials
- ▶ Self-driven and Push-a-round models
- ▶ Low level between the platform and the floor for easy entry and exit
- ▶ Swing gate that automatically closes when you step on or off the platform

- ▶ AIR is designed for indoor use only and may not be used outdoor or where the floor is not level or where there are strong winds.



EdmoLift AIR easily passes through a normal door opening.



AIR 2950PA



Model	Art. no.	Capacity kg	Total height lowered mm	Total height elevated mm	Platform height elevated mm	Max. working height mm	Length mm	Width mm	Batteries	Self weight kg	Note
AIR 2950PA*	86710	180***	1572	4120	2950	4950	1165	780	2 x 12V 75Ah	300	
AIR 2950MA**	86700	180***	1572	4120	2950	4950	1165	780	2 x 12V 75Ah	320	

*Push-a-round. **Self-driven operation with control from the basket. ***1 person + 100 kg tools and materials.

Car lift tables


For years, this solution has provided car dealers with the opportunity to overcome the obvious hinder that moving cars between different floors implies. With the adapted construction, the car lift table is perfect for being able to quickly adjust and rearrange the interior of multiple-level showrooms. For private use it is primarily the intelligent storage possibility beneath the surface that characterizes the car lift table, as it doubles the usable area and simultaneously grant an unmatched shelter of security that prevents break-ins and car thefts. All car lift table models include complete standard steering with one push button box.

The car lift tables cannot be used as traditional lift tables. The platform's construction in terms of profiles, thickness, etc. is designed for cars only.

NOTE! If you are in need of retrofitting gates, doors, etc., please provide this information in the request as it will require a special electric execution at an additional cost.

PRODUCT FEATURES

- ▶ Lift capacities from 2000 kg up to 5000 kg
- ▶ Lift stroke up to 7 meters
- ▶ Lift platform lengths from 5000 mm to 7500 mm
- ▶ Anti-slip tear plate platform
- ▶ Mechanical adjustable stops in the base frame
- ▶ Lifting eye bolts
- ▶ External power pack with 6 meters hose or inspection hatch in the platform



Example of car lift table

Model	Art. no.	Capacity kg	Lift stroke mm	Lowest height mm	Length mm	Width mm	Lift time sec	kW	Weight kg pack. incl.	Note
TF 4500	606550	4500	3500	590	5000	2400	63	7,5	3100	

Our car lift tables can be quoted in many dimensions, capacities and different configurations, contact EdmoLift for more information





TERMS OF DELIVERY



SCOPE OF DELIVERY

All products come complete with manual, tested and including oil. The products undergo pre-delivery inspections where all functions are tested. The lift tables are electric as standard with 3-phase 400V. 24V on control unit, valve coil and switch for safety frame.

TERMS OF DELIVERY

All prices are Ex Works, import costs and duty fees are not included in the pricings. Packaging costs will be charged.

VALIDATION

EdmoLift reserves the right to change construction details and against typographical errors.

TERMS

Terms according to current EdmoLift conditions. (www.edmolift.com/ec)

INSTALLATION

Installation is not included unless otherwise agreed. Technician and employer must ensure that the risk of crushing does not occur, that the lifting equipment is used in such a way it is intended for and that official regulations are followed.

COATING

Standard colours RAL 5002, RAL 2010, RAL 7024, RAL 9005.

PRODUCT DECLARATION

We design and manufacture our products in compliance with applicable EU norms and standards. Products are delivered with the CE marking and declaration of conformity. If the product is not complete it will be delivered with a Type 2B declaration. For example, when the product is to be integrated in a system.

EDMOLIFT WORLDWIDE

OFFICES

Sweden (HQ), Belgium, Denmark, France, China, Russia, United Kingdom, Germany, Netherlands.

EXPORT MARKETS

Argentina, Armenia, Australia, Austria, Belgium, Brazil, Canada, Czech Republic, Chile, China, Croatia, Denmark, Egypt, Estonia, Finland, France, Germany, Greece, Hong Kong, Hungary, India, Iceland, Ireland, Israel, Italy, Japan, Latvia, Lithuania, Madagascar, Mexico, Netherlands, Norway, New Zealand, Peru, Philippines, Poland, Portugal, Romania, Russia, Saudi Arabia, Singapore, Slovakia, Slovenia, South Africa, Spain, Switzerland, Thailand, Turkey, United Arab Emirates, United Kingdom, United States.



EDMOLIFT – A WORLD CLASS GLOBAL PARTNER

EdmoLift is one of the world's largest manufacturer of scissor lift tables, pallet handling products and tools for materials handling. For more than 55 years we have successfully delivered lift tables and solutions for material handling. The biggest customer category is industrial companies, but our lifting solutions are also within distribution, healthcare, service and trade.

Our business concept is to be the supplier offering the most for the money on the market. EdmoLift must also provide added value and high quality so that our products meet our customers' requirements, provide the

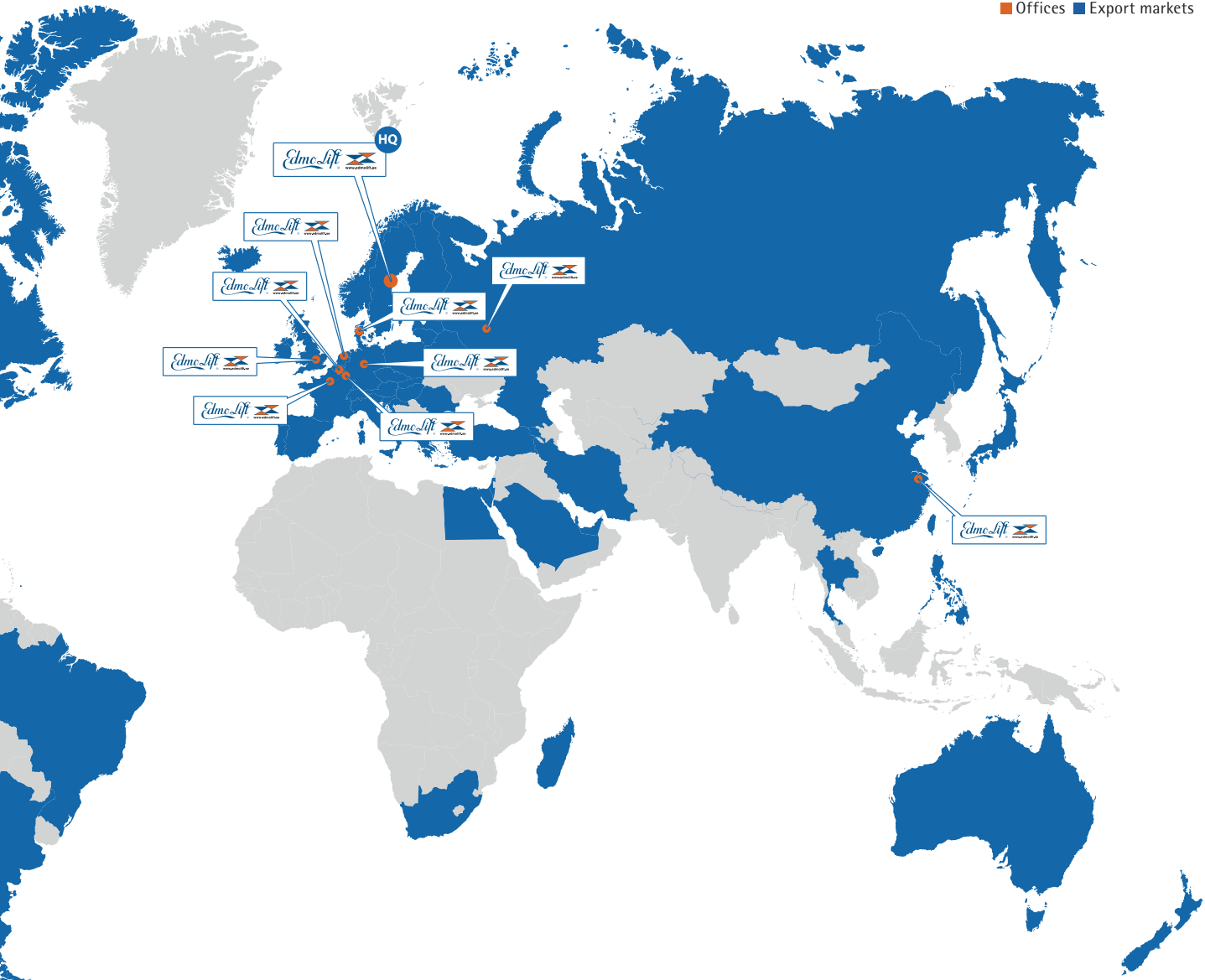
best functionality and have a long lifetime. Our products mainly are sold through distributors and subsidiaries in more than 60 countries around the world.

EdmoLift was founded in 1964 by Torbjörn Edmo. The company has its headquarters in beautiful Härnösand in Høga Kusten where we have modern premises for production, development, sales and service. Our experienced and knowledgeable staff can provide a rapid response and good service.

Our goal is to offer the best and most ergonomic, cost-effective solution for your lifting and handling needs.

World class equipment from Sweden!

■ Offices ■ Export markets



EcoVadis is widely used to determine the responsibility as a supplier towards its employees, society and the environment. Only five per cent of the companies evaluated in an international sustainability analysis reach the highest level - gold. One of these is EdmoLift AB.



EdmoLift GoGreen is a series of products designed for reducing the environmental impact.



EdmoLift is certified according FR2000 - an integrated management system for Quality, Environment, Working Environment, Fire Protection and Expertise. The system is based on ISO 9001, ISO 14001 and SS 62 40 70, as well as the Swedish Work Environment Authority's regulations governing systematic work environment management, AFS 2001:1 and the Swedish Rescue Services Agency's general advice on systematic fire protection, SRVFS 2004:3.



EdmoLift has the highest credit rating a limited liability company can have in Sweden.



In its basic version, EdmoLift lift tables meet the basic requirements according to the lift table standard EN 1570-1. This European Standard specifies the safety requirements for lift tables that are used for lifting and/or lowering of material and/or trained persons accompanying the lift table.



LEANPRODUCTS®

Lean manufacturing

www.LeanProducts.eu

www.edmolift.com